

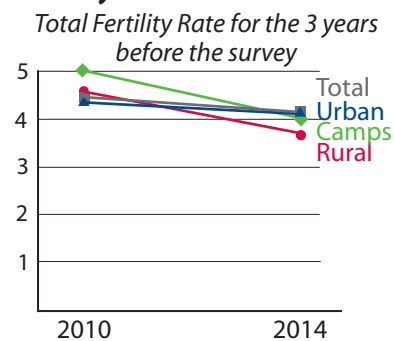


Maternal and Child Health in the West Bank and Gaza Strip (State of Palestine)

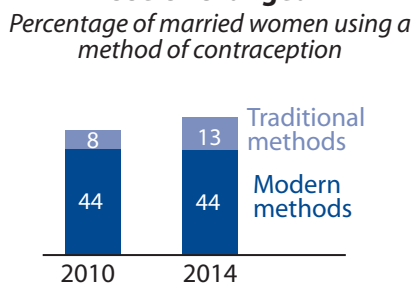
Data from DHS Comparative Report 46* and the 2010 and 2014 MICS

Fertility and Family Planning

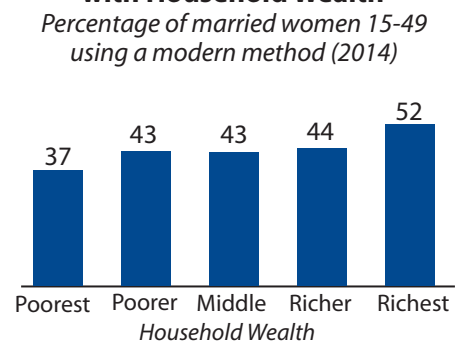
Fertility has Decreased in WBG



Use of Traditional Methods Increasing; Modern Method Use Unchanged

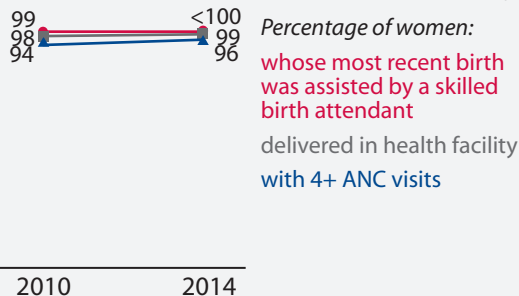


Use of Modern Methods Increases with Household Wealth

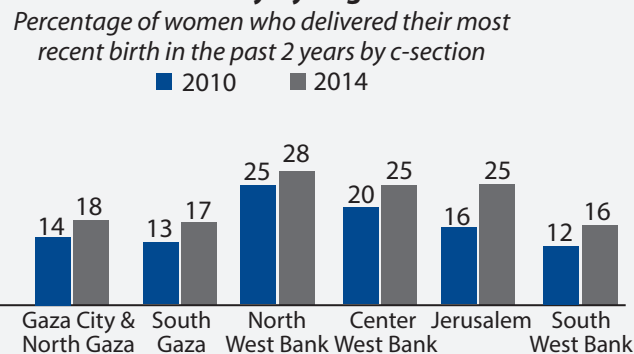


Maternal Health

Maternal Health Indicators Remain Strong

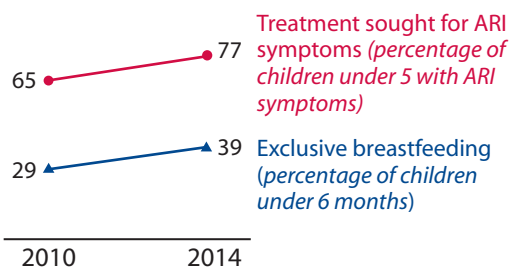


1/5 of Women Now Deliver by C-section; Rates Vary by Region

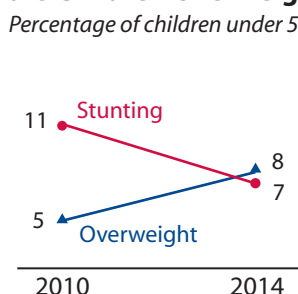


Child Health

ARI Treatment and Exclusive Breastfeeding Improving



Stunting Declining but More Children Overweight



Under-5 Mortality

Nationally, about 1 in every 40 children dies before their 5th birthday (under-5 mortality rate of 21 deaths per 1,000 live births)

*"Levels and Trends of Maternal and Child Health Indicators in 11 Middle East and North African Countries" (DHS Comparative Report 46) explores MCH data from nationally representative household surveys in the region. www.dhsprogram.com

Summary of MCH Indicators in Middle East and North Africa*

	Algeria 2012-13	Egypt 2014	Iraq 2011	Jordan 2012	Lebanon (Palestinian refugees) 2011	Libya 2007	Morocco 2011	Syria 2006	Tunisia 2011-12	West Bank and Gaza Strip 2014	Yemen 2013
Total fertility rate (number of children per woman)	2.7	3.5	4.5	3.5	2.8	NA	NA	NA	2.1	4.1	4.4
Current use of a modern method of family planning among married women 15-49 (%)	49	57	36	42	54	19	54	45	51	44	29
Current use of a traditional method of family planning among married women 15-49 (%)	8	2	17	19	12	20	8	13	12	13	4
4+ antenatal care visits (% of women 15-49 for their most recent pregnancy in the 2 years before the survey)	67	84	50	94	90	NA	42	NA	85	96	25
Skilled birth attendance (% of women 15-49 whose most recent birth was attended by a skilled provider)	97	93	91	99	97	99	78	91	74	100	47
Health facility birth (% of women 15-49 who delivered their most recent birth in a health facility in the 2 years before the survey)	97	89	77	99	99	98	73	70	99	99	32
C-section (% of women 15-49 who delivered their most recent birth by caesarean section in the 2 years before the survey)	16	57	22	30	30	15	NA	NA	27	20	6
Vaccination coverage (% of children 12-23 months who have received all basic vaccinations)	NA	84	NA	93	NA	NA	NA	68	NA	NA	43
ARI treatment (% of children under 5 who had ARI symptoms in the 2 weeks before the survey and for whom advice or treatment was sought)	66	68	74	77	82	66	45	77	60	77	34
Exclusive breastfeeding (% of children under 6 months)	26	40	20	23	17	10	26	29	9	39	10
Stunting among children under 5 (moderate or severe) (%)	12	21	22	8	12	NA	NA	22	NA	7	47
Overweight among children under 5 (%)	12	15	11	4	10	NA	NA	12	NA	8	2
Under-5 mortality rate (deaths per 1,000 live births for 5 years before the survey)	23	27	37	21	17	20	NA	NA	19	21	53

*Egypt, Jordan, and Yemen are standard DHS surveys; Algeria, Iraq, Lebanon, Syria, Tunisia, and West Bank and Gaza Strip are MICS surveys; Libya and Morocco are PAFAM surveys