

Tanzania

2022 Demographic and Health Survey and Malaria Indicator Survey

Women's Empowerment

The 2022 Tanzania Demographic and Health Survey and Malaria Indicator Survey (2022 TDHS-MIS), the 7th Demographic and Health Survey conducted in Tanzania since 1991-92 and the 5th Malaria Indicator Survey since 2007-08. The 2022 TDHS-MIS is designed to provide data for monitoring the population and health situation in Tanzania.

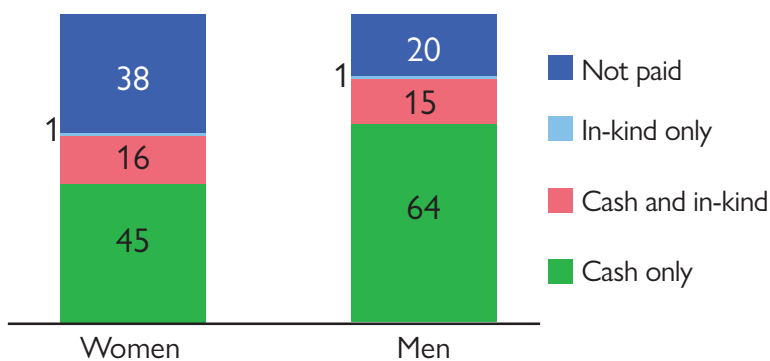
68% of married women and **98%** of married men



age 15–49 were employed in the last 12 months before the survey.

Type of Payment by Sex

Percent distribution of married women and men age 15–49 who were employed in the last 12 months by type of earnings



Figures ≠ 100% due to rounding.

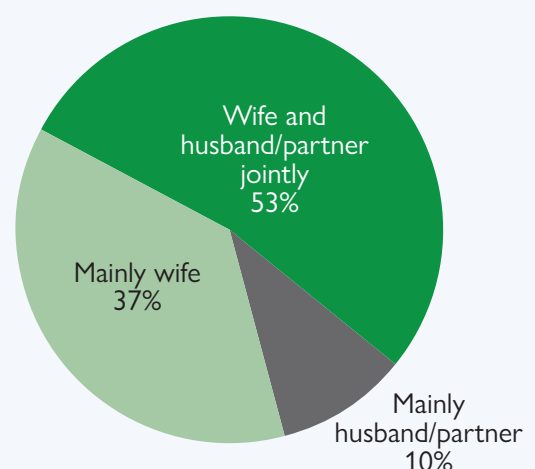
45% of employed married women received cash payment, compared to **64%** of employed married men.

38% of employed married women were not paid, compared to **20%** of employed married men.

Control over Women's Earnings

Percent distribution of married women age 15-49 who received cash earnings for employment in the 12 months before the survey by person who decides how the wife's cash earnings are used

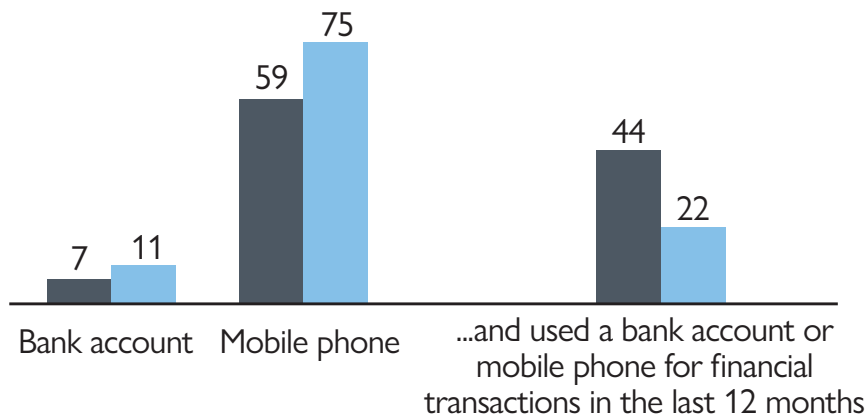
90% of married women with cash earnings participate in decision making about how to use their cash earnings.



Ownership and Use of Bank Accounts and Mobile Phones and Recent Financial Transactions

Percent of women and men age 15–49 who own/have a:

■ Women ■ Men

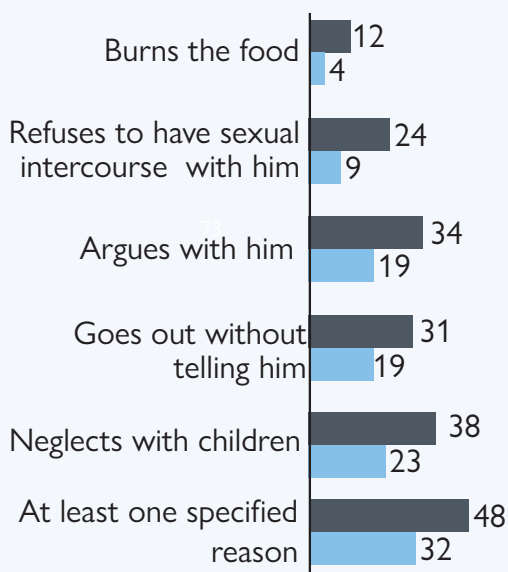


The use of mobile phones or bank accounts for financial transactions is **twice as high** among women than among men (**44% versus 22%**).

Attitude toward Wife Beating by Sex

Percent of women and men age 15–49 who agree that a husband/partner is justified in hitting or beating his wife/partner for specific reasons

■ Women ■ Men



Nearly half of women agree with at least one reason for wife beating, compared to **about 1 in 3** men.

