

GETTING STARTED

The following initial steps can be done in either order:

Select Countries of Interest

CHOOSE COUNTRY

Select in Alphabetical Order

OR

Filter by Region of the World

- Albania (2)
- Angola (2)
- Armenia (3)
- Azerbaijan (2)
- Bangladesh (7)
- Benin (4)
- Bolivia (5)
- Botswana (1)
- Brazil (2)

- World
- Central Asia
- Central Asia
- South & South East Asia**
- South Asia
- South East Asia
- Latin America & Caribbean
- Caribbean
- Central America
- South America

Select Indicators of Interest

CHOOSE INDICATOR

Common Indicators Indicators By Tags Complete List

This list features a selection of the most commonly used DHS indicators

Common Indicators Indicators By Tags Complete List

These indicators are grouped by common international indicator sets or topics

Common Indicators Indicators By Tags Complete List

This tree structure represents a list of all of the indicators in a structure similar to the order of tables in DHS Final Reports

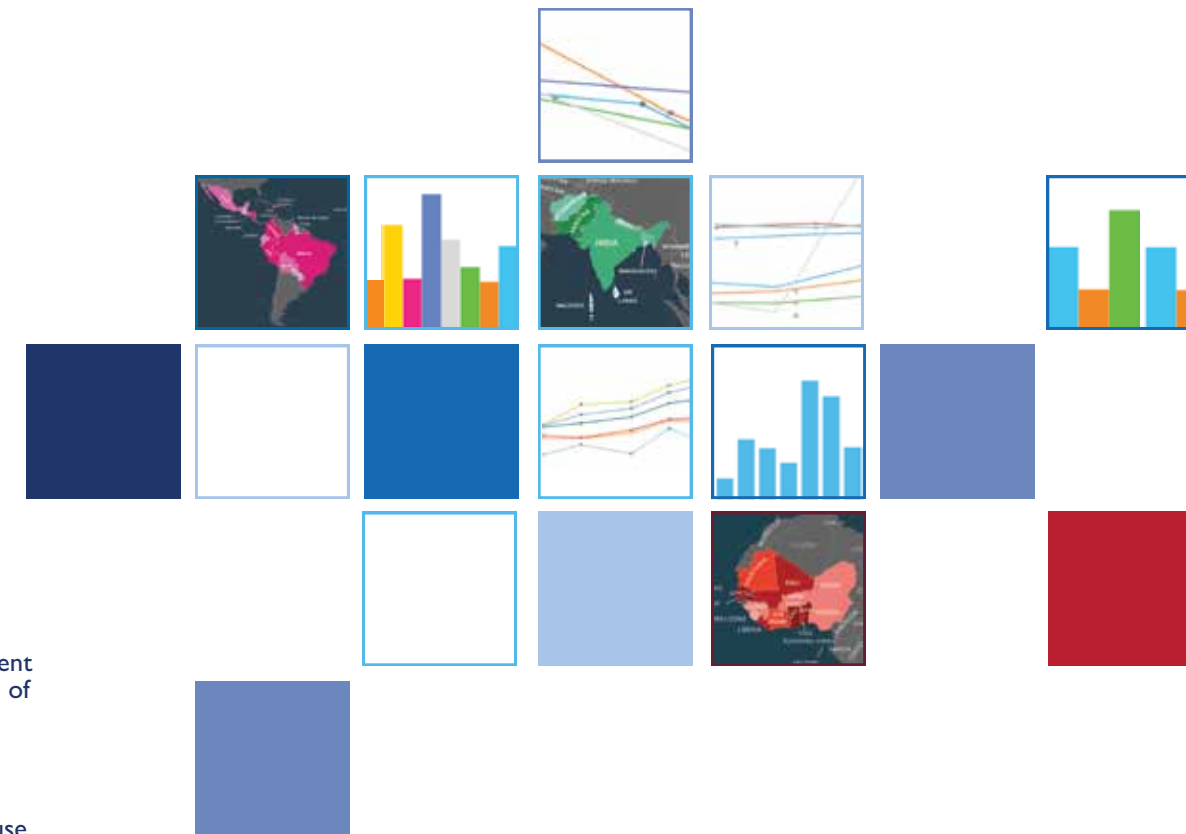
ADDITIONAL RESOURCES FROM THE DEMOGRAPHIC AND HEALTH SURVEYS (DHS) PROGRAM

-  **The DHS Program Website**
Download free DHS reports, standard documentation, key indicator data, training tools, and view announcements.
DHSprogram.com
-  **Mobile App**
Key DHS indicators for 90+ countries on your mobile device. Search DHS Program in your iTunes or Google Play store.
-  **User Forum**
Post questions about DHS data and search our archive of FAQs.
userforum.DHSprogram.com
-  **Application Programming Interface**
Build your own app with our data. api.dhsprogram.com
-  **Tutorial Videos**
Learn DHS basics, such as sampling and weighting, downloading datasets, and how to read DHS tables.
youtube.com/DHSProgram
-  **Datasets**
Download DHS datasets for analysis. DHSprogram.com/Data
-  **Learning Hub**
The DHS Program Learning Hub offers online courses for independent learning and application-based workshop participation, communities of practice, and other training resources.
learning.dhsprogram.com
-  **GitHub**
Open access to Stata and SPSS code for DHS indicators for public use.
github.com/DHSProgram
-  **Spatial Data Repository**
Download geographically linked health and demographic data for mapping in a geographic information system (GIS).
spatialdata.DHSprogram.com
-  **Blog**
Subscribe to stay up to date on what's going on behind the scenes at The DHS Program.
blog.dhsprogram.com
- Social Media**
Follow The DHS Program and join the conversation.
 -  [@DHSprogram](https://www.facebook.com/DHSprogram)
 -  [@DHSprogram](https://twitter.com/DHSprogram)
 -  [linkedin.com/company/dhs-program](https://www.linkedin.com/company/dhs-program)

The DHS Program is funded by the United States Agency for International Development (USAID) and implemented by ICF. The DHS Program assists countries worldwide in the collection and use of data to monitor and evaluate population, health, and nutrition programs. For additional information about The DHS Program, visit www.dhsprogram.com, call headquarters in Rockville, MD, at 301-572-6500, or email info@dhsprogram.com.

Recommended citation for STATcompiler

ICF. 2015. The DHS Program STATcompiler. Funded by USAID.
<http://www.statcompiler.com>. Accessed:[Date/Month/Year]



The STATcompiler is a tool designed to help you explore data from one country or compare across several countries. Select countries and indicators and modify as you go.

statcompiler.com

DATA TABLE

Options
Arrange the format of your table by survey indicators or background characteristics or include denominators

Export
Export your data to a table or database format

Share
Share your table via social media or email, or copy the URL to visit the custom table again in the future

Sort your data by using the triangles

Add background characteristics to disaggregate the data in the table

Country	Survey	Under-five mortality rate		
		Total	Urban	Rural
Bangladesh	2014 DHS	46	46	56
Bangladesh	2011 DHS	53	55	66
Bangladesh	2007 DHS	65	63	77
Bangladesh	2004 DHS	88	92	98
Bangladesh	1999-00 DHS	94	97	113
Bangladesh	1996-97 DHS	116	96	131
Bangladesh	1993-94 DHS	134	114	153
Cambodia	2014 DHS	35	18	52
Cambodia	2010 DHS	54	29	75
Cambodia	2005 DHS	83	76	111
Cambodia	2000 DHS	124	93	126
Indonesia	2012 DHS	40	34	52
Indonesia	2007 DHS	44	38	60
Indonesia	2002-03 DHS	46	42	65
Indonesia	1997 DHS	58	48	79
Indonesia	1994 DHS	81	59	106
Indonesia	1991 DHS	97	84	116
Indonesia	1987 DHS	98	76	123
Nepal	2011 DHS	54	45	64
Nepal	2006 DHS	61	47	84
Nepal	2001 DHS	91	66	112
Nepal	1996 DHS	118	82	143

INDICATORS
Under-five mortality rate

- Total
- Sex
- Mother's age at birth
- Residence
 - Urban
 - Rural
- Education
- Education (2 groups)
- Wealth quintile
- Birth order
- Previous birth interval

COUNTRIES

- Bangladesh
- Cambodia
- Indonesia
- Nepal
- Pakistan

Surveys
Recent > All Custom

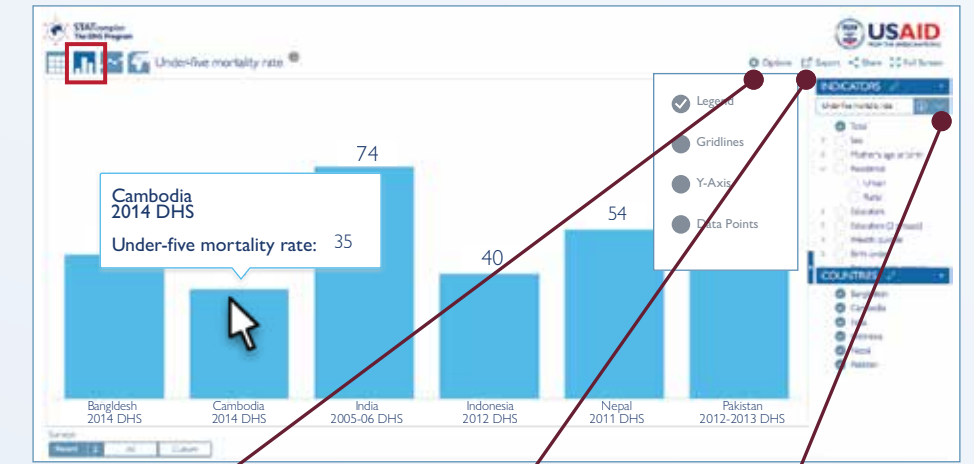
Recent
Click on "recent" for the latest survey or the arrow for up to two of the most recent surveys

Custom
To see a time period that isn't the most recent, select a customized set of surveys

Change or add new indicators or countries by clicking on the pencil icon

To get more information on your chosen indicator select the icon

COLUMN CHART



Options
Use options to customize the look of your chart

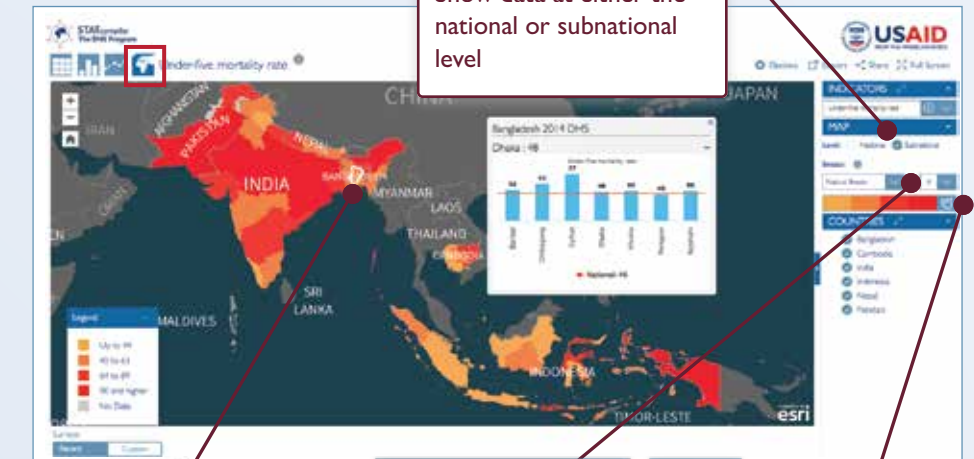
Export
Export your chart as a PDF or PNG

INDICATORS
Toggle between selected indicators to choose what is shown in your visualization

LINE GRAPH



THEMATIC MAP



Click on a country for a data pop up displaying trend or subnational data

Natural Breaks
Change type and number of class breaks to categorize your data in different ways

Change your color scheme with the paint palette