



2014-15 Demographic and Health Survey

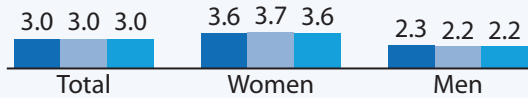
Fact Sheet

Rwanda

Trends in HIV Prevalence

Percent of women and men age 15-49 who are HIV-positive

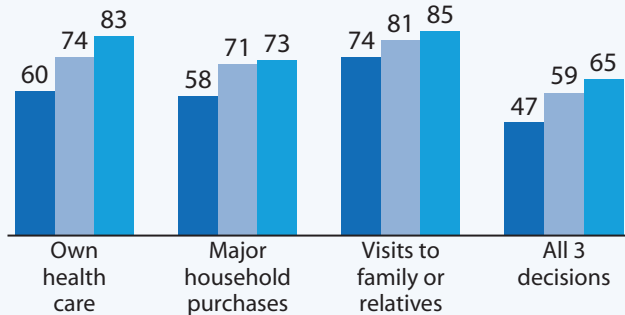
■ 2005 RDHS ■ 2010 RDHS ■ 2014-15 RDHS



Trends in Women's Participation in Decision-making

Percent of women age 15-49 who make specific decisions by themselves or jointly with their husband

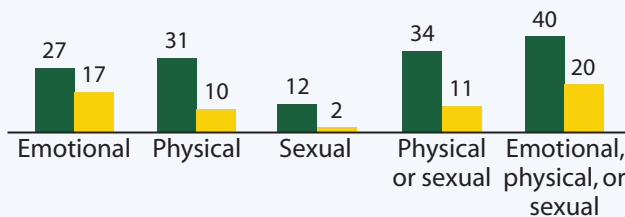
■ 2005 RDHS ■ 2010 RDHS ■ 2014-15 RDHS



Spousal Violence

Percent of ever-married women and men age 15-49 who have experienced the following types of spousal violence

■ Women ■ Men



Republic of Rwanda

For additional information on the results of the 2014-15 Rwanda Demographic and Health Survey, please contact:

In Rwanda:

National Institute of Statistics of Rwanda (NISR),
6139 Kigali, Rwanda;
Telephone: +250 252 571035; Fax: +250 252 570705;
Email: info@statistics.gov.rw; www.statistics.gov.rw.

In USA:

The DHS Program
530 Gaither Road, Suite 500; Rockville, MD 20850 USA
Telephone: +1-301-407-6500; Fax: +1-301-407-6501
Email: info@DHSprogram.com; www.DHSprogram.com

The Rwanda Demographic and Health Survey 2014-15 (2014-15 RDHS) was implemented by the National Institute of Statistics of Rwanda (NISR) from November 9, 2014, to April 8, 2015. The funding for the RDHS was provided by the government of Rwanda, the United States Agency for International Development (USAID), the One United Nations (One UN), the Global Fund to Fight AIDS, Tuberculosis and Malaria (Global Fund), World Vision International, the Swiss Agency for Development and Cooperation (SDC), and the Partners in Health (PIH). ICF International provided technical assistance through The DHS Program, a USAID-funded project providing support and technical assistance in the implementation of population and health surveys in countries worldwide.



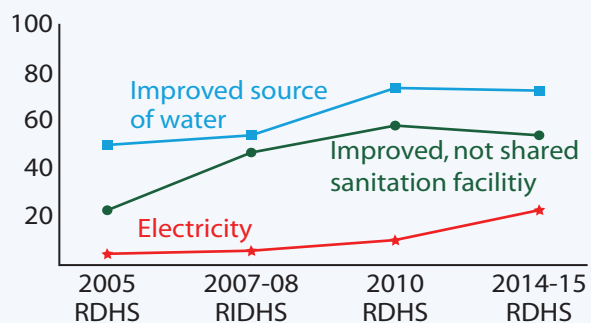
2014-15 Rwanda Demographic and Health Survey (RDHS)

The 2014-15 Rwanda Demographic and Health Survey (RDHS) provides data for monitoring the health situation of the population in Rwanda. The 2014-15 RDHS is the 5th Demographic and Health Survey conducted in the country. The survey is based on a nationally representative sample. It provides estimates at the national and provincial levels, as well as for urban and rural areas, and for some, at the district level.

	Number interviewed	Response rate
Households	12,699	>99%
Women 15-49	13,497	>99%
Men 15-59	6,217	>99%

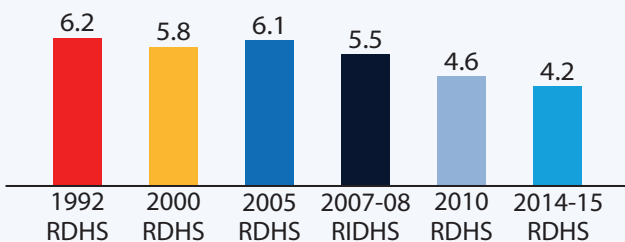
Trends in Water, Sanitation, and Electricity

Percent of households with:



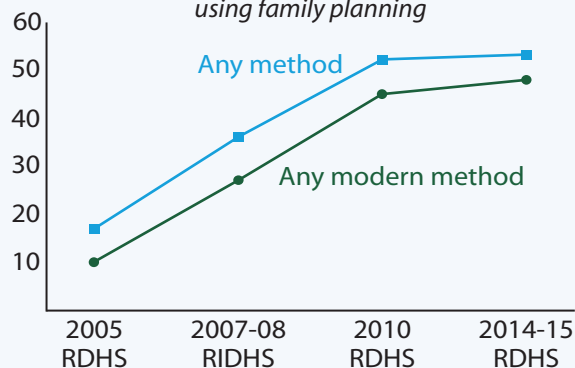
Trends in Fertility

Births per woman for the three-year period before the survey



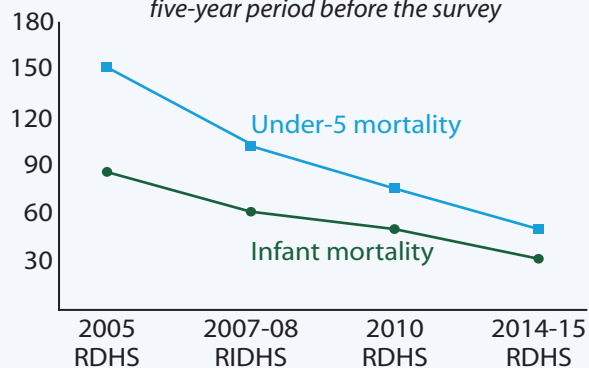
Trends in Family Planning Use

Percent of married women age 15-49 using family planning



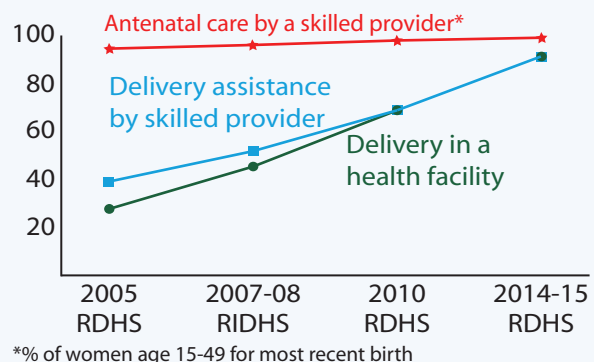
Trends in Childhood Mortality

Deaths per 1,000 live births for the five-year period before the survey



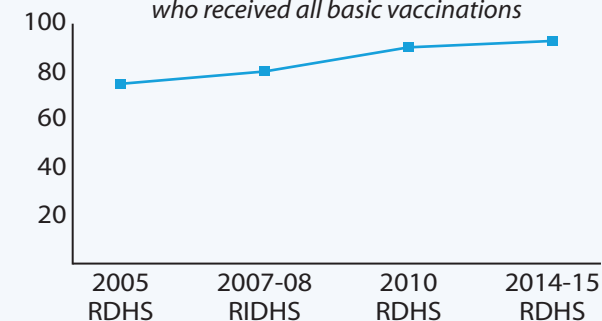
Trends in Maternal Health Care

Percent of live births in the five years before the survey



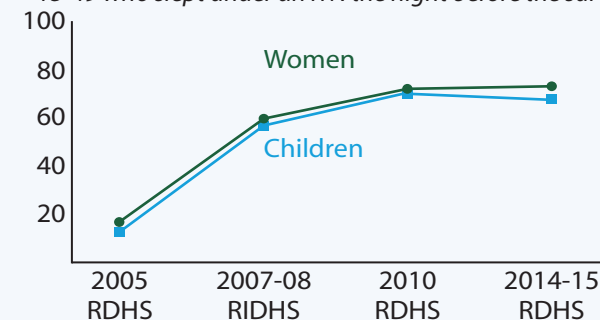
Trends in Basic Vaccination Coverage

Percent of children age 12-23 months who received all basic vaccinations



Trends in ITN Use among Women and Children

Percent of children under 5 and pregnant women age 15-49 who slept under an ITN the night before the survey



Malaria Prevalence by Region

Percent of children age 6-59 months who tested positive for malaria by microscopy

