

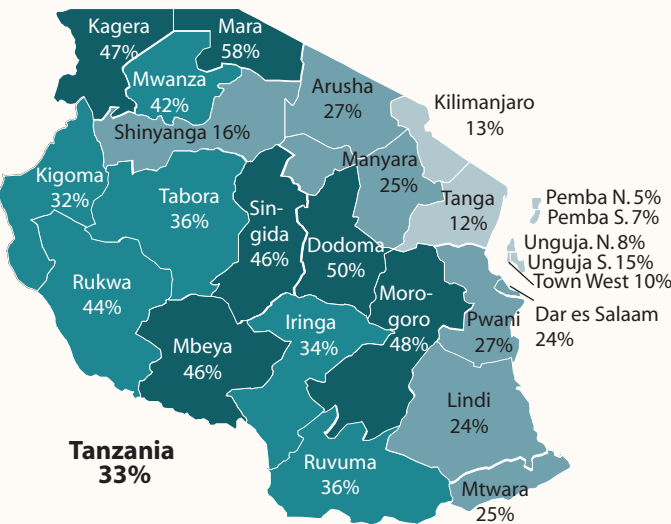
Gender-Based Violence and Female Genital Cutting in the 2010 TDHS

The 2010 Tanzania Demographic and Health Survey (TDHS) provides up-to-date information on the population and health situation in Tanzania. The 2010 TDHS is the fifth national Demographic and Health Survey conducted in the country.

In the 2010 TDHS, more than 7,000 women age 15-49 were asked about their experiences of violence and female genital cutting (FGC).

Experience of Physical Violence in the Past 12 months (All Women)

Percent of all women 15-49 who have experienced physical violence in the past 12 months

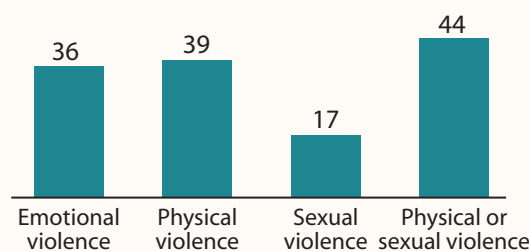


One-third of Tanzanian women age 15-49 have experienced physical violence in the past 12 months.

Almost 2 in 5 women in Tanzania have ever experienced physical violence since age 15. Most of these women who have experienced physical violence report that a husband, partner, or boyfriend committed the violence.

Spousal Violence (Ever-Married Women)

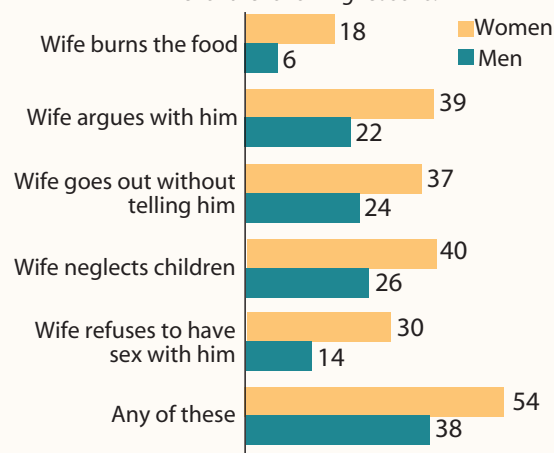
Percent of ever-married women age 15-49 by whether they have ever experienced different types of violence committed by their husband/partner



44% of ever-married women have experienced physical or sexual violence by their current/most recent husband/partner, and 37% of ever-married women experienced such spousal violence in the past 12 months.

Attitudes Toward Wife Beating

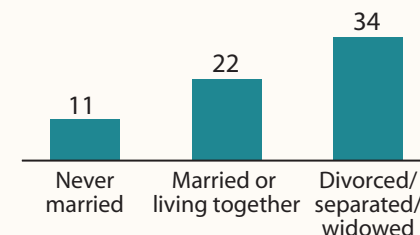
Percent of all women and men age 15-49 who believe that a husband is justified in beating his wife for the following reasons:



54% of women and 38% of men age 15-49 believe that a husband is justified in beating his wife for certain reasons. Acceptability of wife beating is higher among women than men for all of the reasons noted above.

Sexual Violence by Marital Status

Percent of all women age 15-49 who have ever experienced sexual violence (includes those whose sexual initiation was forced against their will)

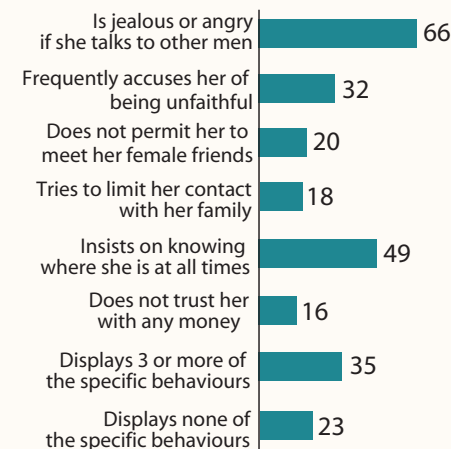


20% of women have ever experienced sexual violence, usually perpetrated by their partners or former partners.


One in ten Tanzanian women who have ever had sex report that their first sex was forced against their will.

Degree of Marital Control Exercised by Husbands

Percent of ever-married women age 15-49 whose husband/partner demonstrates specific types of controlling behaviours

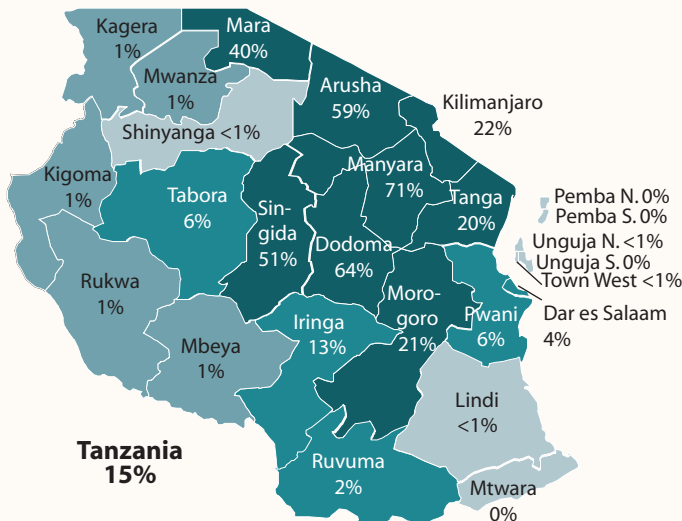


35% of ever-married women report that their husband/partner displays 3 or more controlling behaviours.

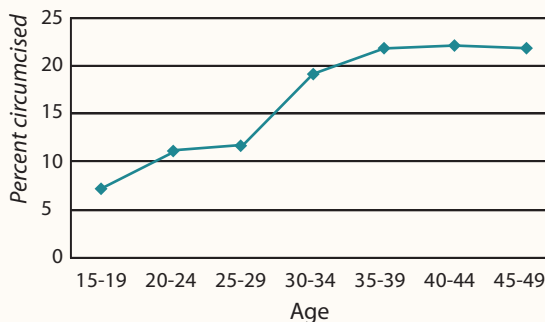


Female Genital Cutting

Percent of women 15-49 who have been circumcised



Female Genital Cutting by Age



Currently 15% of Tanzanian women have been circumcised. The prevalence of circumcision has not changed since the 2004-05 TDHS.

Nearly three-quarters of circumcisions are performed by a traditional circumciser.



More than 9 in 10 women (92%) believe that circumcision should be stopped.

For additional information on the results of the 2010 Tanzania Demographic and Health Survey, please contact:

In Tanzania:

Tanzania National Bureau of Statistics (NBS)
Mkwepu St, P.O. Box 796
Dar es Salaam, Tanzania
Telephone: 255-22-212-2722/3;
Fax: 255-22-213-0852
Email: dg@nbs.go.tz.

In USA:

MEASURE DHS, ICF Macro
11785 Beltsville Drive
Calverton, MD 20705 USA
Telephone: 301-572-0200
Fax: 301-572-0999
Website: www.measuredhs.com

The 2010 Tanzania Demographic Survey was carried out by the National Bureau of Statistics (NBS) and the Office of the Chief Government Statistician -Zanzibar (OCGS) in collaboration with the Ministry of Health and Social Welfare (MoHSW). ICF Macro provided technical assistance for the survey through the USAID-funded MEASURE DHS programme. Funding for the survey was provided by the Tanzania government through the MoHSW, Tanzania Food and Nutrition Centre (TFNC), Department for International Development (DFID), World Health Organization (WHO), United Nations Population Fund (UNFPA), United Nations Children's Fund (UNICEF), World Food Programme (WFP), United Nations Development Programme (UNDP), One UN Fund (Joint Programme 2, and Joint Programme 5 – through MoHSW, Zanzibar), and the Irish Aid.

Cover photo: Tanzanian women and men march against gender-based violence. Courtesy of Engender Health.



2010 Tanzania Demographic and Health Survey

Fact Sheet



Gender-Based Violence