

ALEXANDRIA

2014 EGYPT DHS Demographic and Health Survey

	Alexandria	Urban Governorates	Egypt total
Fertility and Family Planning			
Total fertility rate (number of births per woman)	2.2	2.5	3.5
Current use of <i>any</i> method of family planning (% of currently married women age 15-49)	60	63	59
Current use of a modern method of family planning (% of currently married women age 15-49)	59	61	57
Currently married women age 15-49 not exposed to family planning messages on television and radio, or in newspapers/magazines in 6 months before the survey	55	58	53
Maternal Health			
Maternity care			
Pregnant women who had 4+ ANC visits from a skilled provider ¹ (%)	93	91	83
Births assisted by a skilled provider ¹ (%)	96	97	92
Births delivered by Caesarean section (%)	68	62	52
Women giving birth who had a postnatal checkup from a skilled provider ¹ within 2 days of delivery (%)	93	94	82
Child Health			
Children age 18-29 months fully immunized ²	99	93	91
Infant mortality rate ³	23	17	22
Nutrition			
Children under age 5 who are stunted (too short for age) (%)	12	19	21
Children 6-54 months who are overweight or obese (%)	22	15	15
Ever-married women age 15-49 who are overweight or obese (%)	86	87	85
Ever-married women 15-49 months who have any anemia (%)	8	21	25
Gender			
Daughters age 0-19 who are expected to be circumcised (%)	23	31	56
Ever-married women age 15-49 who say female circumcision should continue (%)	32	38	58
Currently married women age 15-49 who usually participate in 3 personal and household decisions ⁴ (%)	70	68	59
Ever-married women age 15-49 who agree husband is justified in beating his wife (%)	15	14	36
Ever-married women age 15-49 who are currently employed (%)	15	16	16
Net attendance ratio ⁵ for secondary school age girls (%)	81	81	77

¹ Skilled provider includes doctor or nurse/midwife.

² A child is considered to be fully immunized if the child has received BCG, a measles vaccination, 3 DPT and 3 polio vaccinations.

³ Deaths per 1,000 live births in 10 years before survey for Alexandria and Urban Governorates and in 5 years before survey for Egypt total.

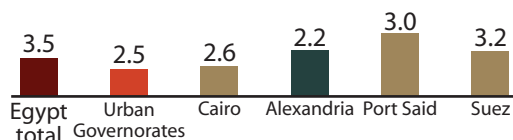
⁴ 3 decisions include women's own health care, making major household purchases, and visits to her family and friends.

⁵ Net attendance ratio is the percentage of the secondary-school age (12-17) population that is attending secondary school.

Urban Governorates: Key Indicators from the 2014 EDHS

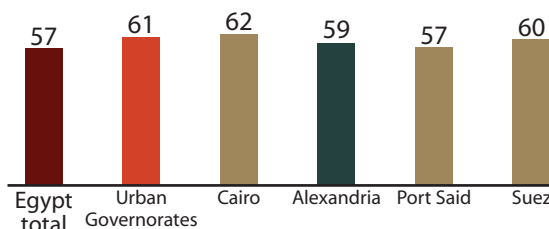
Total Fertility Rate

Average number of live births per woman age 15-49



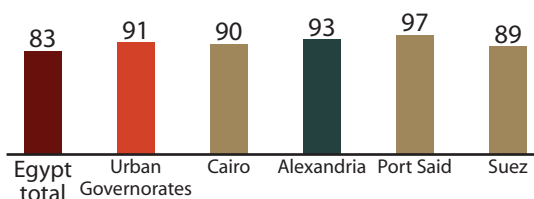
Use of Modern Methods of Family Planning

Percent of currently married women using a modern method of contraception



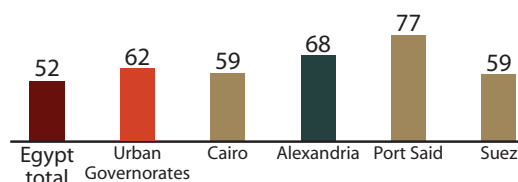
Antenatal Care: 4+ visits

Among women with a live birth in the 5 years before the survey, percent with 4+ ANC visits for their last live birth



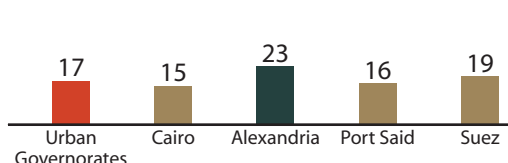
Delivery Care: Caesarean Section

Percentage of births in the 5 years before the survey delivered by Caesarean section



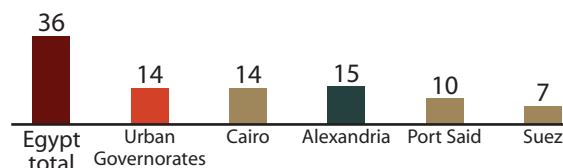
Infant Mortality

Deaths in the first year after birth per 1,000 live births in the 10 years before the survey



Attitudes toward Wife Beating

Percent of ever-married women age 15-49 who agree that a husband is justified in beating his wife for specific reasons



The 2014 Egypt Demographic and Health Survey (EDHS) was conducted on behalf of the Ministry of Health by El-Zanaty and Associates. The 2014 EDHS is part of The DHS Program which is funded by the United States Agency for International Development (USAID). USAID/Egypt was the main contributor of funding for survey. Support for the survey also was provided by UNICEF and UNFPA.

For additional information about the 2014 Egypt Demographic and Health Survey, please contact Ministry of Health, Magles El Shaab Street, Cairo, Egypt; telephone: 20-2-27948555; fax: 20-2-27924156

For information on The DHS Program, please contact ICF International, 530 Gaither Road, Rockville, Maryland, 20850, USA; telephone: 1-301-407-6500; fax: 1-301-407-6501; e-mail: info@DHSprogram.com; website: www.DHSprogram.com



USAID
FROM THE AMERICAN PEOPLE



El-Zanaty and Associates



Ministry of Health and Population

CAIRO

2014 EGYPT DHS

Demographic and Health Survey

	Cairo	Urban Governorates	Egypt total
Fertility and Family Planning			
Total fertility rate (number of births per woman)	2.6	2.5	3.5
Current use of <i>any</i> method of family planning (% of currently married women age 15-49)	64	63	59
Current use of a modern method of family planning (% of currently married women age 15-49)	62	61	57
Currently married women age 15-49 not exposed to family planning messages on television and radio, or in newspapers/magazines in 6 months before the survey	58	58	53
Maternal Health			
Maternity care			
Pregnant women who had 4+ ANC visits from a skilled provider ¹ (%)	90	91	83
Births assisted by a skilled provider ¹ (%)	98	97	92
Births delivered by Caesarean section (%)	59	62	52
Women giving birth who had a postnatal checkup from a skilled provider ¹ within 2 days of delivery (%)	94	94	82
Child Health			
Children age 18-29 months fully immunized ²	90	93	91
Infant mortality rate ³	15	17	22
Nutrition			
Children under age 5 who are stunted (too short for age) (%)	23	19	21
Children 6-54 months who are overweight or obese (%)	12	15	15
Ever-married women age 15-49 who are overweight or obese (%)	87	87	85
Ever-married women 15-49 months who have any anemia (%)	29	21	25
Gender			
Daughters age 0-19 who are expected to be circumcised (%)	36	31	56
Ever-married women age 15-49 who say female circumcision should continue (%)	42	38	58
Currently married women age 15-49 who usually participate in 3 personal and household decisions ⁴ (%)	68	68	59
Ever-married women age 15-49 who agree husband is justified in beating his wife (%)	14	14	36
Ever-married women age 15-49 who are currently employed (%)	17	16	16
Net attendance ratio ⁵ for secondary school age girls (%)	80	81	77

¹ Skilled provider includes doctor or nurse/midwife.

² A child is considered to be fully immunized if the child has received BCG, a measles vaccination, 3 DPT and 3 polio vaccinations.

³ Deaths per 1,000 live births in 10 years before survey for Cairo and Urban Governorates and in 5 years before survey for Egypt total.

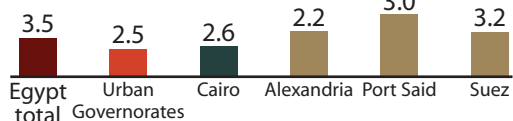
⁴ 3 decisions include women's own health care, making major household purchases, and visits to her family and friends.

⁵ Net attendance ratio is the percentage of the secondary-school age (12-17) population that is attending secondary school.

Urban Governorates: Key Indicators from the 2014 EDHS

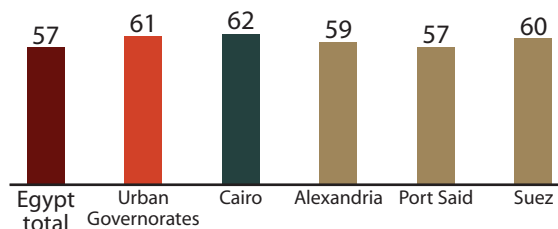
Total Fertility Rate

Average number of live births per woman age 15-49



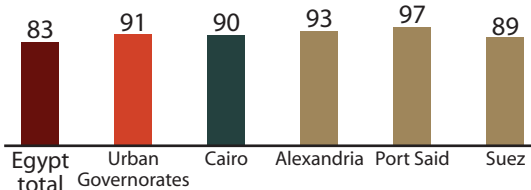
Use of Modern Methods of Family Planning

Percent of currently married women using a modern method of contraception



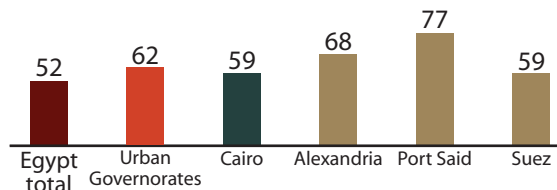
Antenatal Care: 4+ visits

Among women with a live birth in the 5 years before the survey, percent with 4+ ANC visits for their last live birth



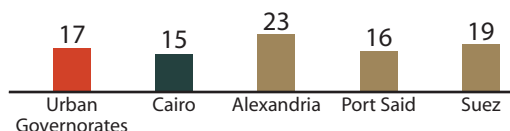
Delivery Care: Caesarean Section

Percentage of births in the 5 years before the survey delivered by Caesarean section



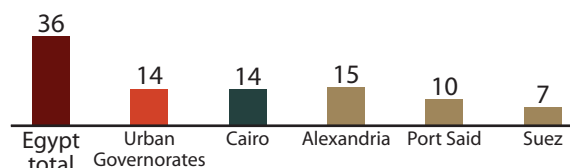
Infant Mortality

Deaths in the first year after birth per 1,000 live births in the 10 years before the survey



Attitudes toward Wife Beating

Percent of ever-married women age 15-49 who agree that a husband is justified in beating his wife for specific reasons



The 2014 Egypt Demographic and Health Survey (EDHS) was conducted on behalf of the Ministry of Health by El-Zanaty and Associates. The 2014 EDHS is part of The DHS Program which is funded by the United States Agency for International Development (USAID). USAID/Egypt was the main contributor of funding for survey. Support for the survey also was provided by UNICEF and UNFPA.

For additional information about the 2014 Egypt Demographic and Health Survey, please contact Ministry of Health, Magles El Shaab Street, Cairo, Egypt; telephone: 20-2-27948555; fax: 20-2-27924156

For information on The DHS Program, please contact ICF International, 530 Gaither Road, Rockville, Maryland, 20850, USA; telephone: 1-301-407-6500; fax: 1-301-407-6501; e-mail: info@DHSprogram.com; website: www.DHSprogram.com



USAID
FROM THE AMERICAN PEOPLE



PORT SAID

2014 EGYPT DHS

Demographic and Health Survey

	Port Said	Urban Governorates	Egypt total
Fertility and Family Planning			
Total fertility rate (number of births per woman)	3.0	2.5	3.5
Current use of <i>any</i> method of family planning (% of currently married women age 15-49)	59	63	59
Current use of a modern method of family planning (% of currently married women age 15-49)	57	61	57
Currently married women age 15-49 not exposed to family planning messages on television and radio, or in newspapers/magazines in 6 months before the survey	74	58	53
Maternal Health			
Maternity care			
Pregnant women who had 4+ ANC visits from a skilled provider ¹ (%)	97	91	83
Births assisted by a skilled provider ¹ (%)	100	97	92
Births delivered by Caesarean section (%)	77	62	52
Women giving birth who had a postnatal checkup from a skilled provider ¹ within 2 days of delivery (%)	95	94	82
Child Health			
Children age 18-29 months fully immunized ²	96	93	91
Infant mortality rate ³	16	17	22
Nutrition			
Children under age 5 who are stunted (too short for age) (%)	11	19	21
Children 6-54 months who are overweight or obese (%)	12	15	15
Ever-married women age 15-49 who are overweight or obese (%)	95	87	85
Ever-married women 15-49 months who have any anemia (%)	10	21	25
Gender			
Daughters age 0-19 who are expected to be circumcised (%)	12	31	56
Ever-married women age 15-49 who say female circumcision should continue (%)	28	38	58
Currently married women age 15-49 who usually participate in 3 personal and household decisions ⁴ (%)	58	68	59
Ever-married women age 15-49 who agree husband is justified in beating his wife (%)	10	14	36
Ever-married women age 15-49 who are currently employed (%)	21	16	16
Net attendance ratio ⁵ for secondary school age girls (%)	86	81	77

¹ Skilled provider includes doctor or nurse/midwife.

² A child is considered to be fully immunized if the child has received BCG, a measles vaccination, 3 DPT and 3 polio vaccinations.

³ Deaths per 1,000 live births in 10 years before survey for Port Said and Urban Governorates and in 5 years before survey for Egypt total.

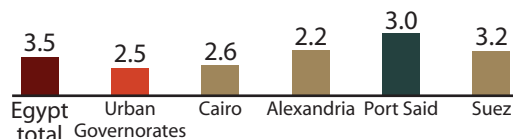
⁴ 3 decisions include women's own health care, making major household purchases, and visits to her family and friends.

⁵ Net attendance ratio is the percentage of the secondary-school age (12-17) population that is attending secondary school.

Urban Governorates: Key Indicators from the 2014 EDHS

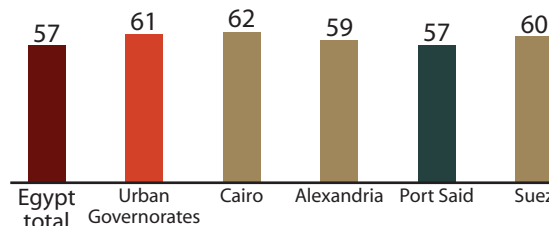
Total Fertility Rate

Average number of live births per woman age 15-49



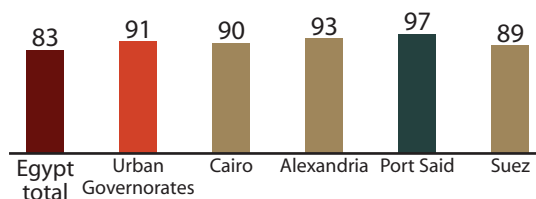
Use of Modern Methods of Family Planning

Percent of currently married women using a modern method of contraception



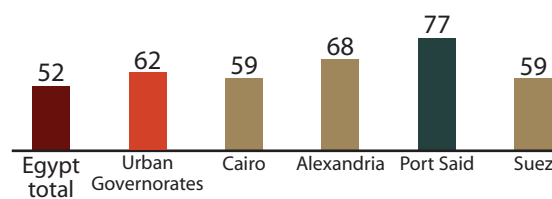
Antenatal Care: 4+ visits

Among women with a live birth in the 5 years before the survey, percent with 4+ ANC visits for their last live birth



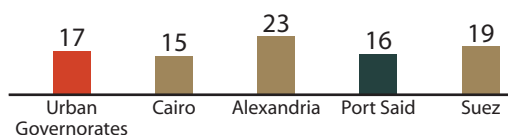
Delivery Care: Caesarean Section

Percentage of births in the 5 years before the survey delivered by Caesarean section



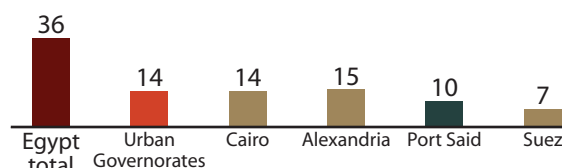
Infant Mortality

Deaths in the first year after birth per 1,000 live births in the 10 years before the survey



Attitudes toward Wife Beating

Percent of ever-married women age 15-49 who agree that a husband is justified in beating his wife for specific reasons



The 2014 Egypt Demographic and Health Survey (EDHS) was conducted on behalf of the Ministry of Health by El-Zanaty and Associates. The 2014 EDHS is part of The DHS Program which is funded by the United States Agency for International Development (USAID). USAID/Egypt was the main contributor of funding for survey. Support for the survey also was provided by UNICEF and UNFPA.

For additional information about the 2014 Egypt Demographic and Health Survey, please contact Ministry of Health, Magles El Shaab Street, Cairo, Egypt; telephone: 20-2-27948555; fax: 20-2-27924156

For information on The DHS Program, please contact ICF International, 530 Gaither Road, Rockville, Maryland, 20850, USA; telephone: 1-301-407-6500; fax: 1-301-407-6501; e-mail: info@dhsprogram.com; website: www.DHSprogram.com



USAID
FROM THE AMERICAN PEOPLE



	Suez	Urban Governorates	Egypt total
Fertility and Family Planning			
Total fertility rate (number of births per woman)	3.2	2.5	3.5
Current use of <i>any</i> method of family planning (% of currently married women age 15-49)	62	63	59
Current use of a modern method of family planning (% of currently married women age 15-49)	60	61	57
Currently married women age 15-49 not exposed to family planning messages on television and radio, or in newspapers/magazines in 6 months before the survey	66	58	53
Maternal Health			
Maternity care			
Pregnant women who had 4+ ANC visits from a skilled provider ¹ (%)	89	91	83
Births assisted by a skilled provider ¹ (%)	99	97	92
Births delivered by Caesarean section (%)	59	62	52
Women giving birth who had a postnatal checkup from a skilled provider ¹ within 2 days of delivery (%)	94	94	82
Child Health			
Children age 18-29 months fully immunized ²	90	93	91
Infant mortality rate ³	19	17	22
Nutrition			
Children under age 5 who are stunted (too short for age) (%)	15	19	21
Children 6-54 months who are overweight or obese (%)	8	15	15
Ever-married women age 15-49 who are overweight or obese (%)	89	87	85
Ever-married women 15-49 months who have any anemia (%)	25	21	25
Gender			
Daughters age 0-19 who are expected to be circumcised (%)	32	31	56
Ever-married women age 15-49 who say female circumcision should continue (%)	38	38	58
Currently married women age 15-49 who usually participate in 3 personal and household decisions ⁴ (%)	71	68	59
Ever-married women age 15-49 who agree husband is justified in beating his wife (%)	7	14	36
Ever-married women age 15-49 who are currently employed (%)	18	16	16
Net attendance ratio ⁵ for secondary school age girls (%)	84	81	77

¹ Skilled provider includes doctor or nurse/midwife.

² A child is considered to be fully immunized if the child has received BCG, a measles vaccination, 3 DPT and 3 polio vaccinations.

³ Deaths per 1,000 live births in 10 years before survey for Suez and Urban Governorates and in 5 years before survey for Egypt total.

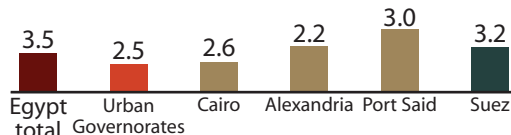
⁴ 3 decisions include women's own health care, making major household purchases, and visits to her family and friends.

⁵ Net attendance ratio is the percentage of the secondary-school age (12-17) population that is attending secondary school.

Urban Governorates: Key Indicators from the 2014 EDHS

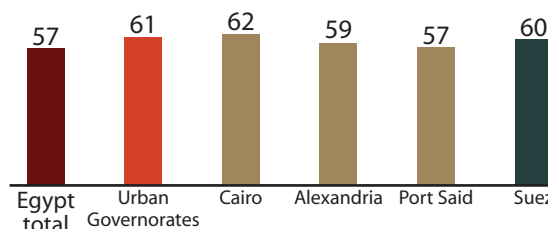
Total Fertility Rate

Average number of live births per woman age 15-49



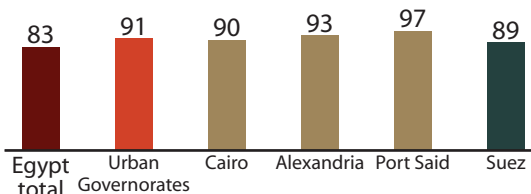
Use of Modern Methods of Family Planning

Percent of currently married women using a modern method of contraception



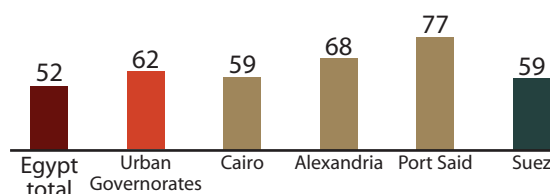
Antenatal Care: 4+ visits

Among women with a live birth in the 5 years before the survey, percent with 4+ ANC visits for their last live birth



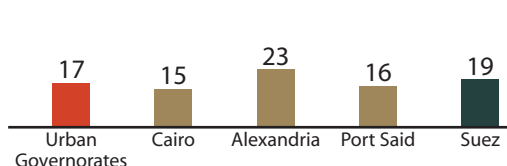
Delivery Care: Caesarean Section

Percentage of births in the 5 years before the survey delivered by Caesarean section



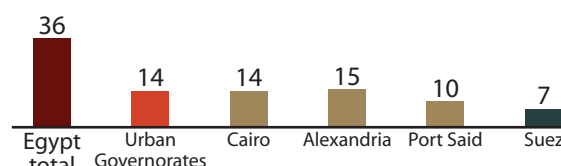
Infant Mortality

Deaths in the first year after birth per 1,000 live births in the 10 years before the survey



Attitudes toward Wife Beating

Percent of ever-married women age 15-49 who agree that a husband is justified in beating his wife for specific reasons



The 2014 Egypt Demographic and Health Survey (EDHS) was conducted on behalf of the Ministry of Health by El-Zanaty and Associates. The 2014 EDHS is part of The DHS Program which is funded by the United States Agency for International Development (USAID). USAID/Egypt was the main contributor of funding for survey. Support for the survey also was provided by UNICEF and UNFPA.

For additional information about the 2014 Egypt Demographic and Health Survey, please contact Ministry of Health, Magles El Shaab Street, Cairo, Egypt; telephone: 20-2-27948555; fax: 20-2-27924156

For information on The DHS Program, please contact ICF International, 530 Gaither Road, Rockville, Maryland, 20850, USA; telephone: 1-301-407-6500; fax: 1-301-407-6501; e-mail: info@DHSprogram.com; website: www.DHSprogram.com



USAID
FROM THE AMERICAN PEOPLE



MATROH

2014 EGYPT DHS Demographic and Health Survey

	Matroh	Egypt total
Fertility and Family Planning		
Total fertility rate (number of births per woman)	4.8	3.5
Current use of <i>any</i> method of family planning (% of currently married women age 15-49)	41	59
Current use of a modern method of family planning (% of currently married women age 15-49)	40	57
Currently married women age 15-49 not exposed to family planning messages on television and radio, or in newspapers/magazines in 6 months before the survey	77	53
Maternal Health		
Maternity care		
Pregnant women who had 4+ ANC visits from a skilled provider ¹ (%)	60	83
Births assisted by a skilled provider ¹ (%)	78	92
Births delivered by Caesarean section (%)	26	52
Women giving birth who had a postnatal checkup from a skilled provider ¹ within 2 days of delivery (%)	73	82
Child Health		
Children age 18-29 months fully immunized ²	94	91
Infant mortality rate ³	14	22
Nutrition		
Children under age 5 who are stunted (too short for age) (%)	12	21
Children 6-54 months who are overweight or obese (%)	16	15
Ever-married women age 15-49 who are overweight or obese (%)	79	85
Ever-married women 15-49 months who have any anemia (%)	6	25
Gender		
Daughters age 0-19 who are expected to be circumcised (%)	3	56
Ever-married women age 15-49 who say female circumcision should continue (%)	4	58
Currently married women age 15-49 who usually participate in 3 personal and household decisions ⁴ (%)	58	59
Ever-married women age 15-49 who agree husband is justified in beating his wife (%)	37	36
Ever-married women age 15-49 who are currently employed (%)	5	16
Net attendance ratio ⁵ for secondary school age girls (%)	34	77

¹ Skilled provider includes doctor or nurse/midwife.

² A child is considered to be fully immunized if the child has received BCG, a measles vaccination, 3 DPT and 3 polio vaccinations.

³ Deaths per 1,000 live births in 10 years before survey for Matroh and in 5 years before survey for Egypt total.

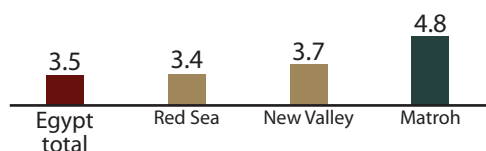
⁴ 3 decisions include women's own health care, making major household purchases, and visits to her family and friends.

⁵ Net attendance ratio is the percentage of the secondary-school age (12-17) population that is attending secondary school.

Frontier Governorates: Key Indicators from the 2014 EDHS

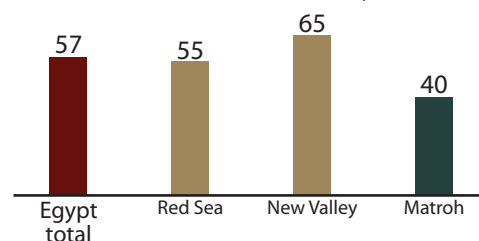
Total Fertility Rate

Average number of live births per woman age 15-49



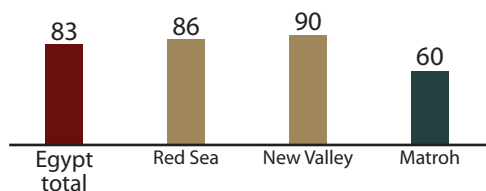
Use of Modern Methods of Family Planning

Percent of currently married women using a modern method of contraception



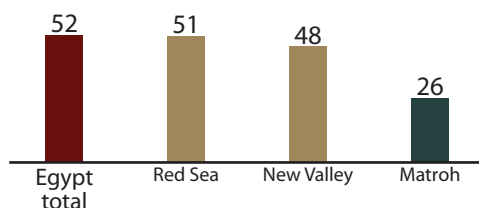
Antenatal Care: 4+ visits

Among women with a live birth in the 5 five years before the survey, percent with 4+ ANC visits for their last live birth



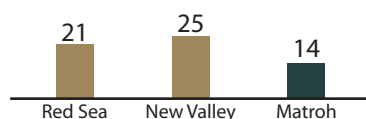
Delivery Care: Caesarean Section

Percentage of births in the 5 years before the survey delivered by Caesarean section



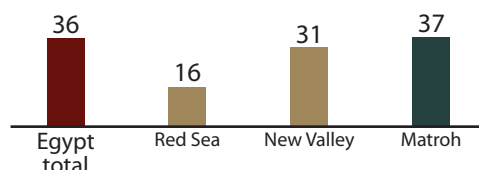
Infant Mortality

Deaths in the first year after birth per 1,000 live births in the 10 years before the survey



Attitudes toward Wife Beating

Percent of ever-married women age 15-49 who agree that a husband is justified in beating his wife for specific reasons



The 2014 Egypt Demographic and Health Survey (EDHS) was conducted on behalf of the Ministry of Health by El-Zanaty and Associates. The 2014 EDHS is part of The DHS Program which is funded by the United States Agency for International Development (USAID). USAID/Egypt was the main contributor of funding for survey. Support for the survey also was provided by UNICEF and UNFPA.

For additional information about the 2014 Egypt Demographic and Health Survey, please contact Ministry of Health, Magles El Shaab Street, Cairo, Egypt; telephone: 20-2-27948555; fax: 20-2-27924156

For information on The DHS Program, please contact ICF International, 530 Gaither Road, Rockville, Maryland, 20850, USA; telephone: 1-301-407-6500; fax: 1-301-407-6501; e-mail: info@DHSprogram.com; website: www.DHSprogram.com



USAID
FROM THE AMERICAN PEOPLE



El-Zanaty and Associates



Ministry of Health and Population

NEW VALLEY

2014 EGYPT DHS Demographic and Health Survey

	New Valley	Egypt total
Fertility and Family Planning		
Total fertility rate (number of births per woman)	3.7	3.5
Current use of <i>any</i> method of family planning (% of currently married women age 15-49)	66	59
Current use of a modern method of family planning (% of currently married women age 15-49)	65	57
Currently married women age 15-49 not exposed to family planning messages on television and radio, or in newspapers/magazines in 6 months before the survey	81	53
Maternal Health		
Maternity care		
Pregnant women who had 4+ ANC visits from a skilled provider ¹ (%)	90	83
Births assisted by a skilled provider ¹ (%)	98	92
Births delivered by Caesarean section (%)	48	52
Women giving birth who had a postnatal checkup from a skilled provider ¹ within 2 days of delivery (%)	80	82
Child Health		
Children age 18-29 months fully immunized ²	100	91
Infant mortality rate ³	25	22
Nutrition		
Children under age 5 who are stunted (too short for age) (%)	6	21
Children 6-54 months who are overweight or obese (%)	1	15
Ever-married women age 15-49 who are overweight or obese (%)	86	85
Ever-married women 15-49 months who have any anemia (%)	12	25
Gender		
Daughters age 0-19 who are expected to be circumcised (%)	71	56
Ever-married women age 15-49 who say female circumcision should continue (%)	80	58
Currently married women age 15-49 who usually participate in 3 personal and household decisions ⁴ (%)	72	59
Ever-married women age 15-49 who agree husband is justified in beating his wife (%)	31	36
Ever-married women age 15-49 who are currently employed (%)	22	16
Net attendance ratio ⁵ for secondary school age girls (%)	86	77

¹ Skilled provider includes doctor or nurse/midwife.

² A child is considered to be fully immunized if the child has received BCG, a measles vaccination, 3 DPT and 3 polio vaccinations.

³ Deaths per 1,000 live births in 10 years before survey for New Valley and in 5 years before survey for Egypt total.

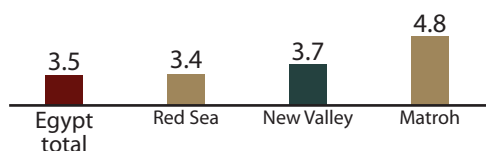
⁴ 3 decisions include women's own health care, making major household purchases, and visits to her family and friends.

⁵ Net attendance ratio is the percentage of the secondary-school age (12-17) population that is attending secondary school.

Frontier Governorates: Key Indicators from the 2014 EDHS

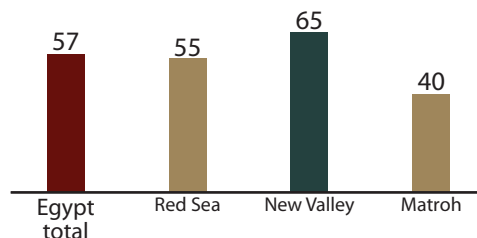
Total Fertility Rate

Average number of live births per woman age 15-49



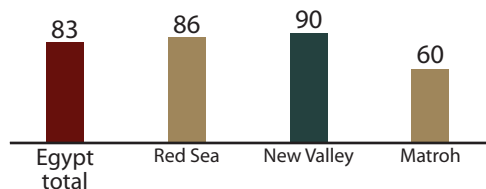
Use of Modern Methods of Family Planning

Percent of currently married women using a modern method of contraception



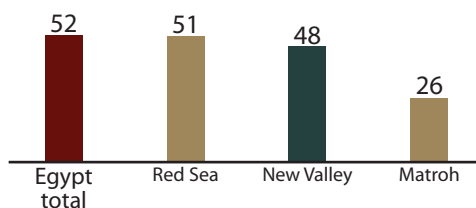
Antenatal Care: 4+ visits

Among women with a live birth in the 5 five years before the survey, percent with 4+ ANC visits for their last live birth



Delivery Care: Caesarean Section

Percentage of births in the 5 years before the survey delivered by Caesarean section



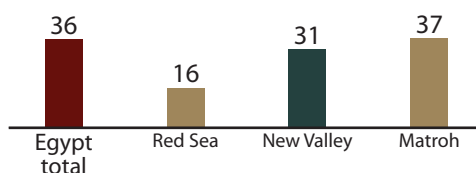
Infant Mortality

Deaths in the first year after birth per 1,000 live births in the 10 years before the survey



Attitudes toward Wife Beating

Percent of ever-married women age 15-49 who agree that a husband is justified in beating his wife for specific reasons



The 2014 Egypt Demographic and Health Survey (EDHS) was conducted on behalf of the Ministry of Health by El-Zanaty and Associates. The 2014 EDHS is part of The DHS Program which is funded by the United States Agency for International Development (USAID). USAID/Egypt was the main contributor of funding for survey. Support for the survey also was provided by UNICEF and UNFPA.

For additional information about the 2014 Egypt Demographic and Health Survey, please contact Ministry of Health, Magles El Shaab Street, Cairo, Egypt; telephone: 20-2-27948555; fax: 20-2-27924156

For information on The DHS Program, please contact ICF International, 530 Gaither Road, Rockville, Maryland, 20850, USA; telephone: 1-301-407-6500; fax: 1-301-407-6501; e-mail: info@DHSprogram.com; website: www.DHSprogram.com



USAID
FROM THE AMERICAN PEOPLE



El-Zanaty and Associates



Ministry of Health and Population

RED SEA

2014 EGYPT DHS

Demographic and Health Survey

	Red Sea	Egypt total
Fertility and Family Planning		
Total fertility rate (number of births per woman)	3.4	3.5
Current use of <i>any</i> method of family planning (% of currently married women age 15-49)	58	59
Current use of a modern method of family planning (% of currently married women age 15-49)	55	57
Currently married women age 15-49 not exposed to family planning messages on television and radio, or in newspapers/magazines in 6 months before the survey	67	53
Maternal Health		
Maternity care		
Pregnant women who had 4+ ANC visits from a skilled provider ¹ (%)	86	83
Births assisted by a skilled provider ¹ (%)	94	92
Births delivered by Caesarean section (%)	51	52
Women giving birth who had a postnatal checkup from a skilled provider ¹ within 2 days of delivery (%)	84	82
Child Health		
Children age 18-29 months fully immunized ²	93	91
Infant mortality rate ³	21	22
Nutrition		
Children under age 5 who are stunted (too short for age) (%)	22	21
Children 6-54 months who are overweight or obese (%)	6	15
Ever-married women age 15-49 who are overweight or obese (%)	80	85
Ever-married women 15-49 months who have any anemia (%)	35	25
Gender		
Daughters age 0-19 who are expected to be circumcised (%)	53	56
Ever-married women age 15-49 who say female circumcision should continue (%)	44	58
Currently married women age 15-49 who usually participate in 3 personal and household decisions ⁴ (%)	42	59
Ever-married women age 15-49 who agree husband is justified in beating his wife (%)	16	36
Ever-married women age 15-49 who are currently employed (%)	22	16
Net attendance ratio ⁵ for secondary school age girls (%)	82	77

¹ Skilled provider includes doctor or nurse/midwife.

² A child is considered to be fully immunized if the child has received BCG, a measles vaccination, 3 DPT and 3 polio vaccinations.

³ Deaths per 1,000 live births in 10 years before survey for Red Sea and in 5 years before survey for Egypt total.

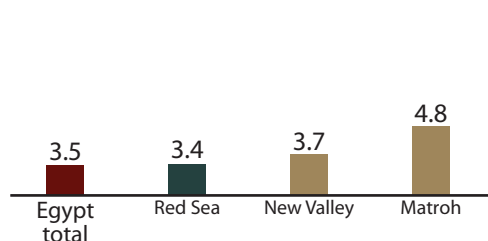
⁴ 3 decisions include women's own health care, making major household purchases, and visits to her family and friends.

⁵ Net attendance ratio is the percentage of the secondary-school age (12-17) population that is attending secondary school.

Frontier Governorates: Key Indicators from the 2014 EDHS

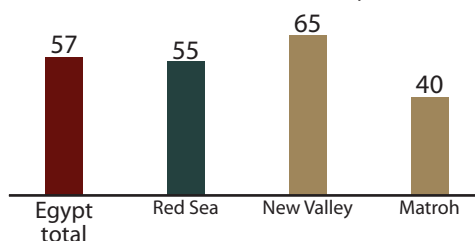
Total Fertility Rate

Average number of live births per woman age 15-49



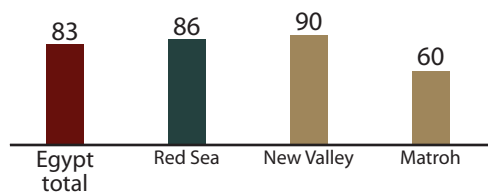
Use of Modern Methods of Family Planning

Percent of currently married women using a modern method of contraception



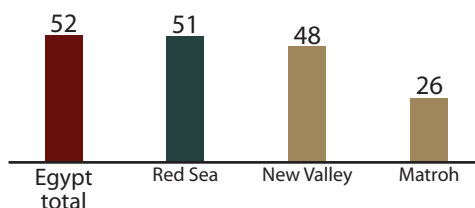
Antenatal Care: 4+ visits

Among women with a live birth in the 5 years before the survey, percent with 4+ ANC visits for their last live birth



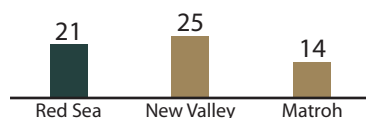
Delivery Care: Caesarean Section

Percentage of births in the 5 years before the survey delivered by Caesarean section



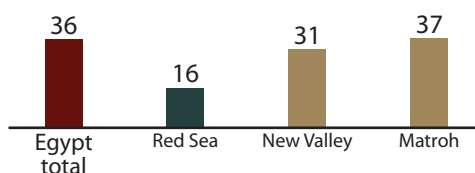
Infant Mortality

Deaths in the first year after birth per 1,000 live births in the 10 years before the survey



Attitudes toward Wife Beating

Percent of ever-married women age 15-49 who agree that a husband is justified in beating his wife for specific reasons



The 2014 Egypt Demographic and Health Survey (EDHS) was conducted on behalf of the Ministry of Health by El-Zanaty and Associates. The 2014 EDHS is part of The DHS Program which is funded by the United States Agency for International Development (USAID). USAID/Egypt was the main contributor of funding for survey. Support for the survey also was provided by UNICEF and UNFPA.

For additional information about the 2014 Egypt Demographic and Health Survey, please contact Ministry of Health, Magles El Shaab Street, Cairo, Egypt; telephone: 20-2-27948555; fax: 20-2-27924156

For information on The DHS Program, please contact ICF International, 530 Gaither Road, Rockville, Maryland, 20850, USA; telephone: 1-301-407-6500; fax: 1-301-407-6501; e-mail: info@DHSprogram.com; website: www.DHSprogram.com



USAID
FROM THE AMERICAN PEOPLE



El-Zanaty and Associates



Ministry of Health and Population

2014 EGYPT DHS

Demographic and Health Survey

BEHERA

	Behera	Lower Egypt	Egypt total
Fertility and Family Planning			
Total fertility rate (number of births per woman)	3.5	3.4	3.5
Current use of <i>any</i> method of family planning (% of currently married women age 15-49)	66	64	59
Current use of a modern method of family planning (% of currently married women age 15-49)	66	62	57
Currently married women age 15-49 not exposed to family planning messages on television and radio, or in newspapers/magazines in 6 months before the survey	47	49	53
Maternal Health			
Maternity care			
Pregnant women who had 4+ ANC visits from a skilled provider ¹ (%)	88	87	83
Births assisted by a skilled provider ¹ (%)	93	95	92
Births delivered by Caesarean section (%)	56	60	52
Women giving birth who had a postnatal checkup from a skilled provider ¹ within 2 days of delivery (%)	84	86	82
Child Health			
Children age 18-29 months fully immunized ²	94	93	91
Infant mortality rate ³	16	23	22
Nutrition			
Children under age 5 who are stunted (too short for age) (%)	10	18	21
Children 6-54 months who are overweight or obese (%)	13	17	15
Ever-married women age 15-49 who are overweight or obese (%)	84	87	85
Ever-married women 15-49 months who have any anemia (%)	16	22	25
Gender			
Daughters age 0-19 who are expected to be circumcised (%)	37	52	56
Ever-married women age 15-49 who say female circumcision should continue (%)	42	56	58
Currently married women age 15-49 who usually participate in 3 personal and household decisions ⁴ (%)	60	61	59
Ever-married women age 15-49 who agree husband is justified in beating his wife (%)	36	33	36
Ever-married women age 15-49 who are currently employed (%)	11	18	16
Net attendance ratio ⁵ for secondary school age girls (%)	66	81	77

¹ Skilled provider includes doctor or nurse/midwife.

² A child is considered to be fully immunized if the child has received BCG, a measles vaccination, 3 DPT and 3 polio vaccinations.

³ Deaths per 1,000 live births in 10 years before survey for Behera and for Lower Egypt and in 5 years before survey for Egypt total.

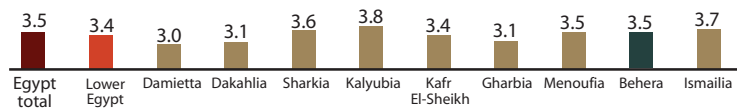
⁴ 3 decisions include women's own health care, making major household purchases, and visits to her family and friends.

⁵ Net attendance ratio is the percentage of the secondary-school age (12-17) population that is attending secondary school.

Lower Egypt: Key Indicators from the 2014 EDHS

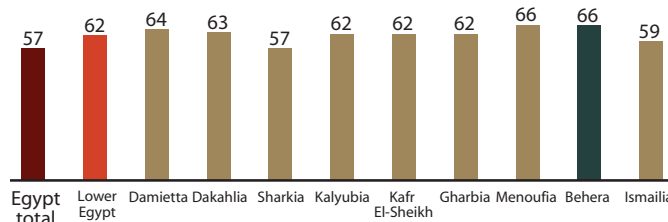
Total Fertility Rate

Average number of live births per woman age 15-49



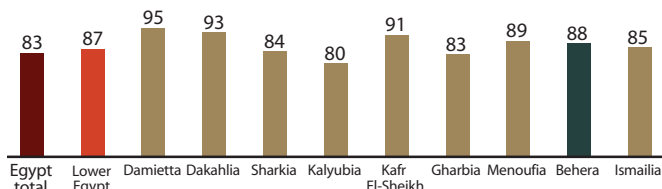
Use of Modern Methods of Family Planning

Percent of currently married women using a modern method of contraception



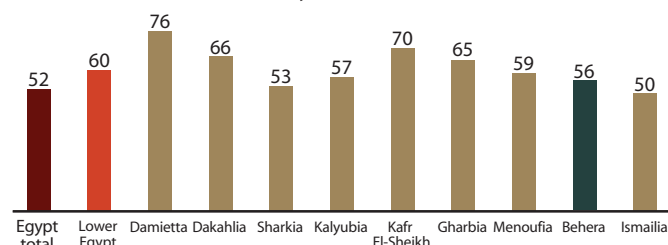
Antenatal Care: 4+ Visits

Among women with a live birth in the 5 years before the survey, percent with 4+ ANC visits for their last live birth



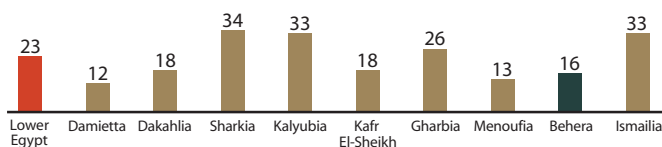
Delivery Care: Caesarean Section

Percentage of births in the 5 years before the survey delivered by Caesarean section



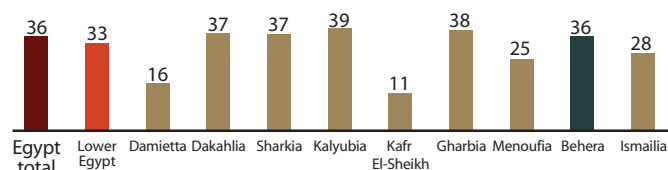
Infant Mortality

Deaths in the first year after birth per 1,000 live births in the 10 years before the survey



Attitudes toward Wife Beating

Percent of ever-married women age 15-49 who agree that a husband is justified in beating his wife for specific reasons



The 2014 Egypt Demographic and Health Survey (EDHS) was conducted on behalf of the Ministry of Health by El-Zanaty and Associates. The 2014 EDHS is part of The DHS Program which is funded by the United States Agency for International Development (USAID). USAID/Egypt was the main contributor of funding for survey. Support for the survey also was provided by UNICEF and UNFPA.

For additional information about the 2014 Egypt Demographic and Health Survey, please contact Ministry of Health, Magles El Shaab Street, Cairo, Egypt; telephone: 20-2-27948555; fax: 20-2-27924156

For information on The DHS Program, please contact ICF International, 530 Gaither Road, Rockville, Maryland, 20850, USA; telephone: 1-301-407-6500; fax: 1-301-407-6501; e-mail: info@DHSprogram.com; website: www.DHSprogram.com



USAID
FROM THE AMERICAN PEOPLE



El-Zanaty and Associates



Ministry of Health and Population

2014 EGYPT DHS

Demographic and Health Survey

DAKAHLIA

	Dakahlia	Lower Egypt	Egypt total
Fertility and Family Planning			
Total fertility rate (number of births per woman)	3.1	3.4	3.5
Current use of <i>any</i> method of family planning (% of currently married women age 15-49)	64	64	59
Current use of a modern method of family planning (% of currently married women age 15-49)	63	62	57
Currently married women age 15-49 not exposed to family planning messages on television and radio, or in newspapers/magazines in 6 months before the survey	53	49	53
Maternal Health			
Maternity care			
Pregnant women who had 4+ ANC visits from a skilled provider ¹ (%)	93	87	83
Births assisted by a skilled provider ¹ (%)	99	95	92
Births delivered by Caesarean section (%)	66	60	52
Women giving birth who had a postnatal checkup from a skilled provider ¹ within 2 days of delivery (%)	84	86	82
Child Health			
Children age 18-29 months fully immunized ²	94	93	91
Infant mortality rate ³	18	23	22
Nutrition			
Children under age 5 who are stunted (too short for age) (%)	10	18	21
Children 6-54 months who are overweight or obese (%)	15	17	15
Ever-married women age 15-49 who are overweight or obese (%)	93	87	85
Ever-married women 15-49 months who have any anemia (%)	37	22	25
Gender			
Daughters age 0-19 who are expected to be circumcised (%)	43	52	56
Ever-married women age 15-49 who say female circumcision should continue (%)	48	56	58
Currently married women age 15-49 who usually participate in 3 personal and household decisions ⁴ (%)	50	61	59
Ever-married women age 15-49 who agree husband is justified in beating his wife (%)	37	33	36
Ever-married women age 15-49 who are currently employed (%)	17	18	16
Net attendance ratio ⁵ for secondary school age girls (%)	86	81	77

¹ Skilled provider includes doctor or nurse/midwife.

² A child is considered to be fully immunized if the child has received BCG, a measles vaccination, 3 DPT and 3 polio vaccinations.

³ Deaths per 1,000 live births in 10 years before survey for Dakahlia and for Lower Egypt and in 5 years before survey for Egypt total.

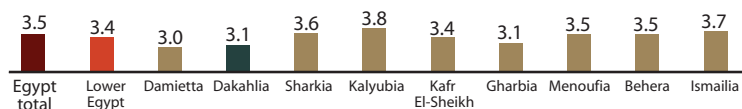
⁴ 3 decisions include women's own health care, making major household purchases, and visits to her family and friends.

⁵ Net attendance ratio is the percentage of the secondary-school age (12-17) population that is attending secondary school.

Lower Egypt: Key Indicators from the 2014 EDHS

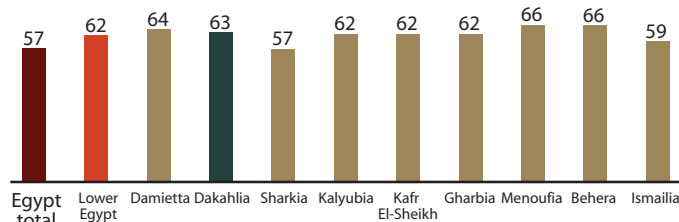
Total Fertility Rate

Average number of live births per woman age 15-49



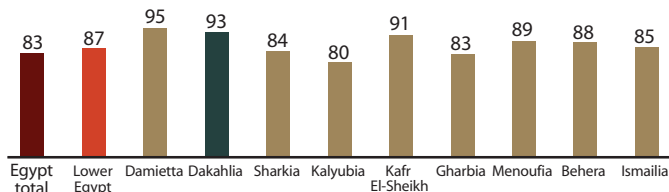
Use of Modern Methods of Family Planning

Percent of currently married women using a modern method of contraception



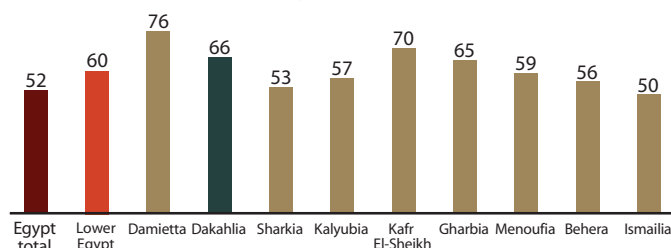
Antenatal Care: 4+ Visits

Among women with a live birth in the 5 years before the survey, percent with 4+ ANC visits for their last live birth



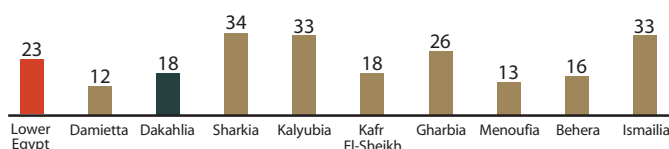
Delivery Care: Caesarean Section

Percentage of births in the 5 years before the survey delivered by Caesarean section



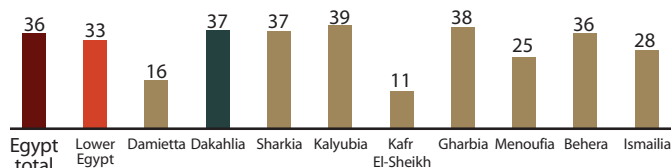
Infant Mortality

Deaths in the first year after birth per 1,000 live births in the 10 years before the survey



Attitudes toward Wife Beating

Percent of ever-married women age 15-49 who agree that a husband is justified in beating his wife for specific reasons



The 2014 Egypt Demographic and Health Survey (EDHS) was conducted on behalf of the Ministry of Health by El-Zanaty and Associates. The 2014 EDHS is part of The DHS Program which is funded by the United States Agency for International Development (USAID). USAID/Egypt was the main contributor of funding for survey. Support for the survey also was provided by UNICEF and UNFPA.

For additional information about the 2014 Egypt Demographic and Health Survey, please contact Ministry of Health, Magles El Shaab Street, Cairo, Egypt; telephone: 20-2-27948555; fax: 20-2-27924156

For information on The DHS Program, please contact ICF International, 530 Gaither Road, Rockville, Maryland, 20850, USA; telephone: 1-301-407-6500; fax: 1-301-407-6501; e-mail: info@DHSprogram.com; website: www.DHSprogram.com



USAID
FROM THE AMERICAN PEOPLE



El-Zanaty and Associates



Ministry of Health and Population

DAMIETTA

2014 EGYPT DHS Demographic and Health Survey

	Damietta	Lower Egypt	Egypt total
Fertility and Family Planning			
Total fertility rate (number of births per woman)	3.0	3.4	3.5
Current use of <i>any</i> method of family planning (% of currently married women age 15-49)	66	64	59
Current use of a modern method of family planning (% of currently married women age 15-49)	64	62	57
Currently married women age 15-49 not exposed to family planning messages on television and radio, or in newspapers/magazines in 6 months before the survey	25	49	53
Maternal Health			
Maternity care			
Pregnant women who had 4+ ANC visits from a skilled provider ¹ (%)	95	87	83
Births assisted by a skilled provider ¹ (%)	99	95	92
Births delivered by Caesarean section (%)	76	60	52
Women giving birth who had a postnatal checkup from a skilled provider ¹ within 2 days of delivery (%)	84	86	82
Child Health			
Children age 18-29 months fully immunized ²	92	93	91
Infant mortality rate ³	12	23	22
Nutrition			
Children under age 5 who are stunted (too short for age) (%)	16	18	21
Children 6-54 months who are overweight or obese (%)	6	17	15
Ever-married women age 15-49 who are overweight or obese (%)	94	87	85
Ever-married women 15-49 months who have any anemia (%)	23	22	25
Gender			
Daughters age 0-19 who are expected to be circumcised (%)	11	52	56
Ever-married women age 15-49 who say female circumcision should continue (%)	18	56	58
Currently married women age 15-49 who usually participate in 3 personal and household decisions ⁴ (%)	72	61	59
Ever-married women age 15-49 who agree husband is justified in beating his wife (%)	16	33	36
Ever-married women age 15-49 who are currently employed (%)	14	18	16
Net attendance ratio ⁵ for secondary school age girls (%)	84	81	77

¹ Skilled provider includes doctor or nurse/midwife.

² A child is considered to be fully immunized if the child has received BCG, a measles vaccination, 3 DPT and 3 polio vaccinations.

³ Deaths per 1,000 live births in 10 years before survey for Damietta and for Lower Egypt and in 5 years before survey for Egypt total.

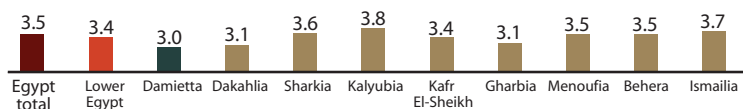
⁴ 3 decisions include women's own health care, making major household purchases, and visits to her family and friends.

⁵ Net attendance ratio is the percentage of the secondary-school age (12-17) population that is attending secondary school.

Lower Egypt: Key Indicators from the 2014 EDHS

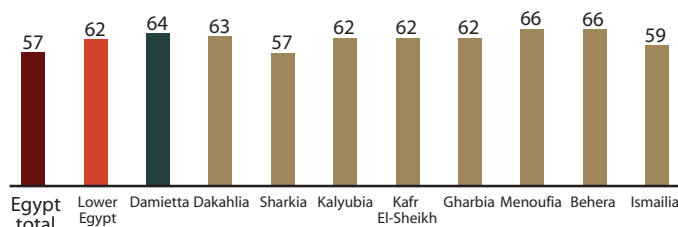
Total Fertility Rate

Average number of live births per woman age 15-49



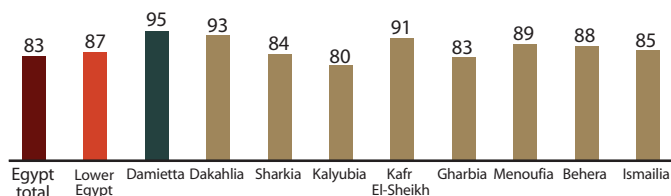
Use of Modern Methods of Family Planning

Percent of currently married women using a modern method of contraception



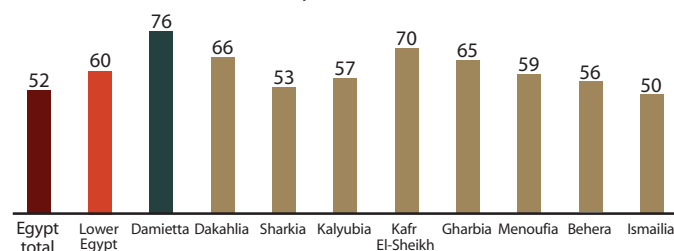
Antenatal Care: 4+ Visits

Among women with a live birth in the 5 years before the survey, percent with 4+ ANC visits for their last live birth



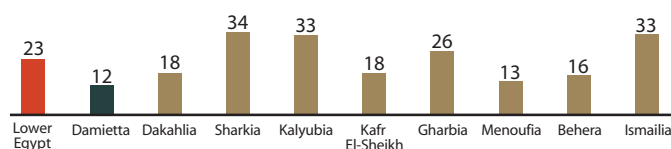
Delivery Care: Caesarean Section

Percentage of births in the 5 years before the survey delivered by Caesarean section



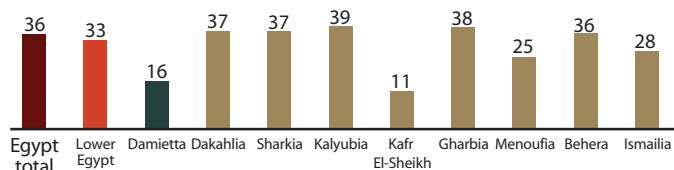
Infant Mortality

Deaths in the first year after birth per 1,000 live births in the 10 years before the survey



Attitudes toward Wife Beating

Percent of ever-married women age 15-49 who agree that a husband is justified in beating his wife for specific reasons



The 2014 Egypt Demographic and Health Survey (EDHS) was conducted on behalf of the Ministry of Health by El-Zanaty and Associates. The 2014 EDHS is part of The DHS Program which is funded by the United States Agency for International Development (USAID). USAID/Egypt was the main contributor of funding for survey. Support for the survey also was provided by UNICEF and UNFPA.

For additional information about the 2014 Egypt Demographic and Health Survey, please contact Ministry of Health, Magles El Shaab Street, Cairo, Egypt; telephone: 20-2-27948555; fax: 20-2-27924156

For information on The DHS Program, please contact ICF International, 530 Gaither Road, Rockville, Maryland, 20850, USA; telephone: 1-301-407-6500; fax: 1-301-407-6501; e-mail: info@DHSprogram.com; website: www.DHSprogram.com



USAID
FROM THE AMERICAN PEOPLE



El-Zanaty and Associates



Ministry of Health and Population

GHARBIA

2014 EGYPT DHS Demographic and Health Survey

	Gharbia	Lower Egypt	Egypt total
Fertility and Family Planning			
Total fertility rate (number of births per woman)	3.1	3.4	3.5
Current use of <i>any</i> method of family planning (% of currently married women age 15-49)	63	64	59
Current use of a modern method of family planning (% of currently married women age 15-49)	62	62	57
Currently married women age 15-49 not exposed to family planning messages on television and radio, or in newspapers/magazines in 6 months before the survey	47	49	53
Maternal Health			
Maternity care			
Pregnant women who had 4+ ANC visits from a skilled provider ¹ (%)	83	87	83
Births assisted by a skilled provider ¹ (%)	96	95	92
Births delivered by Caesarean section (%)	65	60	52
Women giving birth who had a postnatal checkup from a skilled provider ¹ within 2 days of delivery (%)	90	86	82
Child Health			
Children age 18-29 months fully immunized ²	91	93	91
Infant mortality rate ³	26	23	22
Nutrition			
Children under age 5 who are stunted (too short for age) (%)	28	18	21
Children 6-54 months who are overweight or obese (%)	20	17	15
Ever-married women age 15-49 who are overweight or obese (%)	88	87	85
Ever-married women 15-49 months who have any anemia (%)	20	22	25
Gender			
Daughters age 0-19 who are expected to be circumcised (%)	51	52	56
Ever-married women age 15-49 who say female circumcision should continue (%)	52	56	58
Currently married women age 15-49 who usually participate in 3 personal and household decisions ⁴ (%)	65	61	59
Ever-married women age 15-49 who agree husband is justified in beating his wife (%)	38	33	36
Ever-married women age 15-49 who are currently employed (%)	22	18	16
Net attendance ratio ⁵ for secondary school age girls (%)	86	81	77

¹ Skilled provider includes doctor or nurse/midwife.

² A child is considered to be fully immunized if the child has received BCG, a measles vaccination, 3 DPT and 3 polio vaccinations.

³ Deaths per 1,000 live births in 10 years before survey for Gharbia and for Lower Egypt and in 5 years before survey for Egypt total.

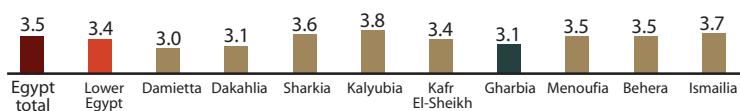
⁴ 3 decisions include women's own health care, making major household purchases, and visits to her family and friends.

⁵ Net attendance ratio is the percentage of the secondary-school age (12-17) population that is attending secondary school.

Lower Egypt: Key Indicators from the 2014 EDHS

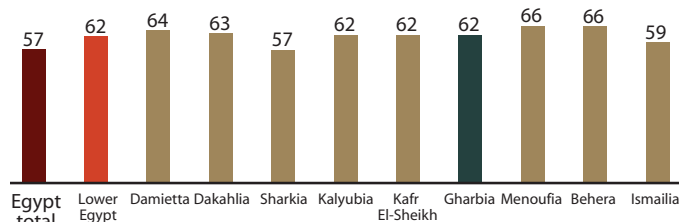
Total Fertility Rate

Average number of live births per woman age 15-49



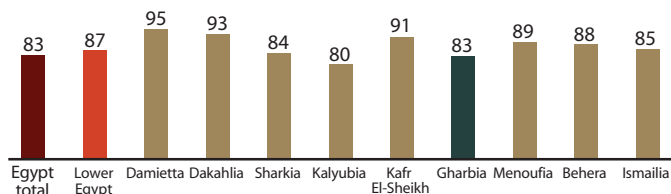
Use of Modern Methods of Family Planning

Percent of currently married women using a modern method of contraception



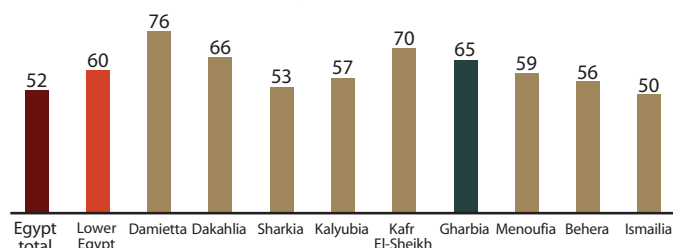
Antenatal Care: 4+ Visits

Among women with a live birth in the 5 years before the survey, percent with 4+ ANC visits for their last live birth



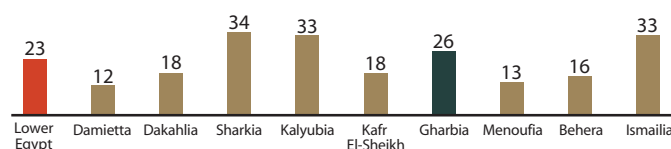
Delivery Care: Caesarean Section

Percentage of births in the 5 years before the survey delivered by Caesarean section



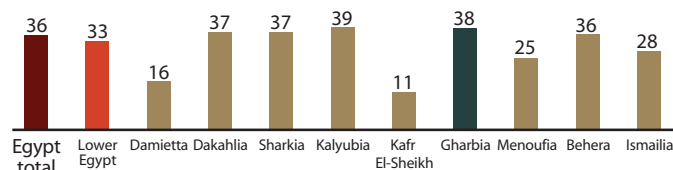
Infant Mortality

Deaths in the first year after birth per 1,000 live births in the 10 years before the survey



Attitudes toward Wife Beating

Percent of ever-married women age 15-49 who agree that a husband is justified in beating his wife for specific reasons



The 2014 Egypt Demographic and Health Survey (EDHS) was conducted on behalf of the Ministry of Health by El-Zanaty and Associates. The 2014 EDHS is part of The DHS Program which is funded by the United States Agency for International Development (USAID). USAID/Egypt was the main contributor of funding for survey. Support for the survey also was provided by UNICEF and UNFPA.

For additional information about the 2014 Egypt Demographic and Health Survey, please contact Ministry of Health, Magles El Shaab Street, Cairo, Egypt; telephone: 20-2-27948555; fax: 20-2-27924156

For information on The DHS Program, please contact ICF International, 530 Gaither Road, Rockville, Maryland, 20850, USA; telephone: 1-301-407-6500; fax: 1-301-407-6501; e-mail: info@DHSprogram.com; website: www.DHSprogram.com



USAID
FROM THE AMERICAN PEOPLE



2014 EGYPT DHS

Demographic and Health Survey

ISMAILIA

	Ismailia	Lower Egypt	Egypt total
Fertility and Family Planning			
Total fertility rate (number of births per woman)	3.7	3.4	3.5
Current use of <i>any</i> method of family planning (% of currently married women age 15-49)	62	64	59
Current use of a modern method of family planning (% of currently married women age 15-49)	59	62	57
Currently married women age 15-49 not exposed to family planning messages on television and radio, or in newspapers/magazines in 6 months before the survey	55	49	53
Maternal Health			
Maternity care			
Pregnant women who had 4+ ANC visits from a skilled provider ¹ (%)	85	87	83
Births assisted by a skilled provider ¹ (%)	96	95	92
Births delivered by Caesarean section (%)	50	60	52
Women giving birth who had a postnatal checkup from a skilled provider ¹ within 2 days of delivery (%)	83	86	82
Child Health			
Children age 18-29 months fully immunized ²	94	93	91
Infant mortality rate ³	33	23	22
Nutrition			
Children under age 5 who are stunted (too short for age) (%)	10	18	21
Children 6-54 months who are overweight or obese (%)	8	17	15
Ever-married women age 15-49 who are overweight or obese (%)	82	87	85
Ever-married women 15-49 months who have any anemia (%)	19	22	25
Gender			
Daughters age 0-19 who are expected to be circumcised (%)	58	52	56
Ever-married women age 15-49 who say female circumcision should continue (%)	53	56	58
Currently married women age 15-49 who usually participate in 3 personal and household decisions ⁴ (%)	54	61	59
Ever-married women age 15-49 who agree husband is justified in beating his wife (%)	28	33	36
Ever-married women age 15-49 who are currently employed (%)	26	18	16
Net attendance ratio ⁵ for secondary school age girls (%)	85	81	77

¹ Skilled provider includes doctor or nurse/midwife.

² A child is considered to be fully immunized if the child has received BCG, a measles vaccination, 3 DPT and 3 polio vaccinations.

³ Deaths per 1,000 live births in 10 years before survey for Ismailia and for Lower Egypt and in 5 years before survey for Egypt total.

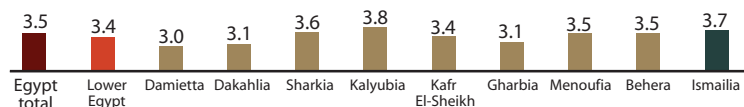
⁴ 3 decisions include women's own health care, making major household purchases, and visits to her family and friends.

⁵ Net attendance ratio is the percentage of the secondary-school age (12-17) population that is attending secondary school.

Lower Egypt: Key Indicators from the 2014 EDHS

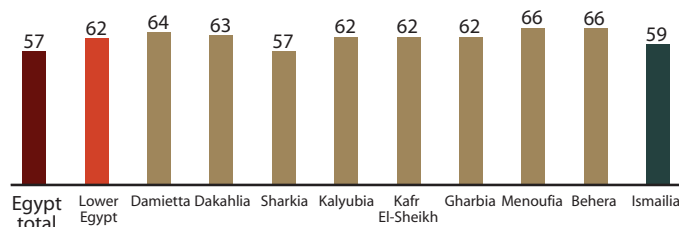
Total Fertility Rate

Average number of live births per woman age 15-49



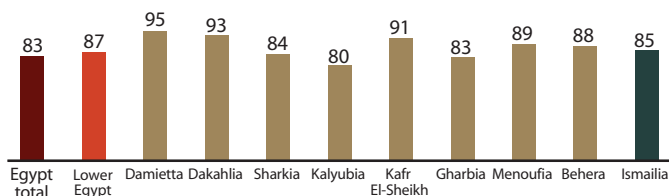
Use of Modern Methods of Family Planning

Percent of currently married women using a modern method of contraception



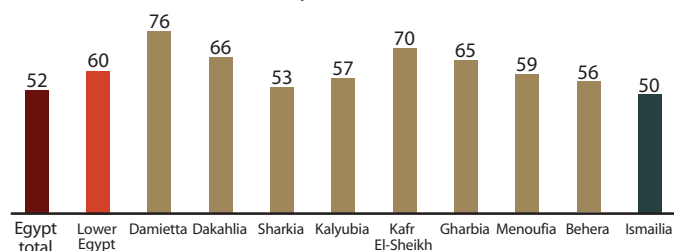
Antenatal Care: 4+ Visits

Among women with a live birth in the 5 years before the survey, percent with 4+ ANC visits for their last live birth



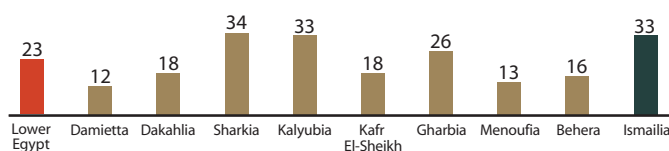
Delivery Care: Caesarean Section

Percentage of births in the 5 years before the survey delivered by Caesarean section



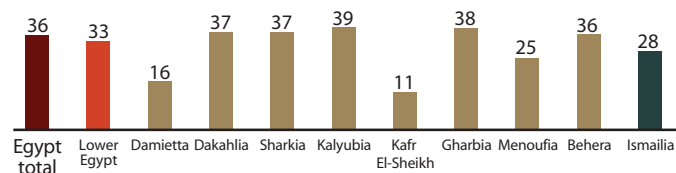
Infant Mortality

Deaths in the first year after birth per 1,000 live births in the 10 years before the survey



Attitudes toward Wife Beating

Percent of ever-married women age 15-49 who agree that a husband is justified in beating his wife for specific reasons



The 2014 Egypt Demographic and Health Survey (EDHS) was conducted on behalf of the Ministry of Health by El-Zanaty and Associates. The 2014 EDHS is part of The DHS Program which is funded by the United States Agency for International Development (USAID). USAID/Egypt was the main contributor of funding for survey. Support for the survey also was provided by UNICEF and UNFPA.

For additional information about the 2014 Egypt Demographic and Health Survey, please contact Ministry of Health, Magles El Shaab Street, Cairo, Egypt; telephone: 20-2-27948555; fax: 20-2-27924156

For information on The DHS Program, please contact ICF International, 530 Gaither Road, Rockville, Maryland, 20850, USA; telephone: 1-301-407-6500; fax: 1-301-407-6501; e-mail: info@DHSprogram.com; website: www.DHSprogram.com



USAID
FROM THE AMERICAN PEOPLE



El-Zanaty and Associates



Ministry of Health and Population

KAFR EL-SHEIKH

2014 EGYPT DHS Demographic and Health Survey

	Kafr El-Sheikh	Lower Egypt	Egypt total
Fertility and Family Planning			
Total fertility rate (number of births per woman)	3.4	3.4	3.5
Current use of <i>any</i> method of family planning (% of currently married women age 15-49)	63	64	59
Current use of a modern method of family planning (% of currently married women age 15-49)	62	62	57
Currently married women age 15-49 not exposed to family planning messages on television and radio, or in newspapers/magazines in 6 months before the survey	63	49	53
Maternal Health			
Maternity care			
Pregnant women who had 4+ ANC visits from a skilled provider ¹ (%)	91	87	83
Births assisted by a skilled provider ¹ (%)	99	95	92
Births delivered by Caesarean section (%)	70	60	52
Women giving birth who had a postnatal checkup from a skilled provider ¹ within 2 days of delivery (%)	95	86	82
Child Health			
Children age 18-29 months fully immunized ²	100	93	91
Infant mortality rate ³	18	23	22
Nutrition			
Children under age 5 who are stunted (too short for age) (%)	16	18	21
Children 6-54 months who are overweight or obese (%)	14	17	15
Ever-married women age 15-49 who are overweight or obese (%)	84	87	85
Ever-married women 15-49 months who have any anemia (%)	13	22	25
Gender			
Daughters age 0-19 who are expected to be circumcised (%)	56	52	56
Ever-married women age 15-49 who say female circumcision should continue (%)	62	56	58
Currently married women age 15-49 who usually participate in 3 personal and household decisions ⁴ (%)	65	61	59
Ever-married women age 15-49 who agree husband is justified in beating his wife (%)	11	33	36
Ever-married women age 15-49 who are currently employed (%)	19	18	16
Net attendance ratio ⁵ for secondary school age girls (%)	91	81	77

¹ Skilled provider includes doctor or nurse/midwife.

² A child is considered to be fully immunized if the child has received BCG, a measles vaccination, 3 DPT and 3 polio vaccinations.

³ Deaths per 1,000 live births in 10 years before survey for Kafr El-Sheikh and for Lower Egypt and in 5 years before survey for Egypt total.

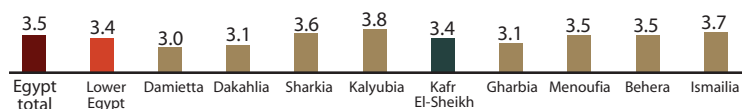
⁴ 3 decisions include women's own health care, making major household purchases, and visits to her family and friends.

⁵ Net attendance ratio is the percentage of the secondary-school age (12-17) population that is attending secondary school.

Lower Egypt: Key Indicators from the 2014 EDHS

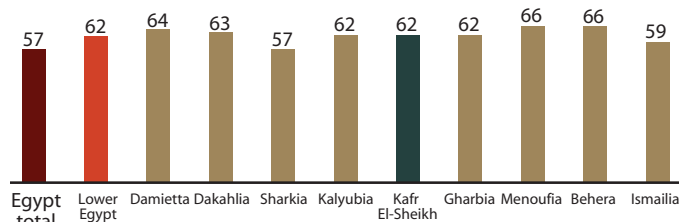
Total Fertility Rate

Average number of live births per woman age 15-49



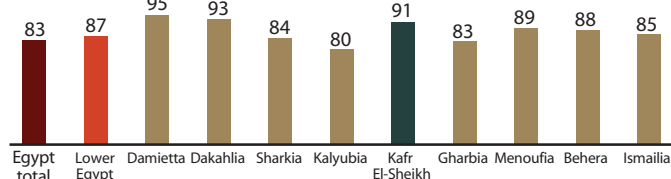
Use of Modern Methods of Family Planning

Percent of currently married women using a modern method of contraception



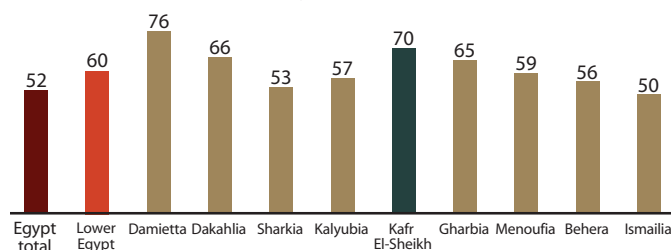
Antenatal Care: 4+ Visits

Among women with a live birth in the 5 years before the survey, percent with 4+ ANC visits for their last live birth



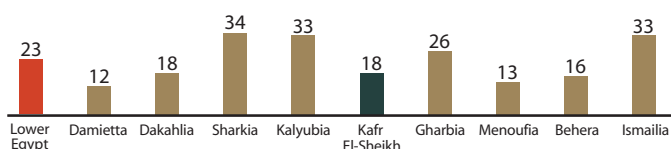
Delivery Care: Caesarean Section

Percentage of births in the 5 years before the survey delivered by Caesarean section



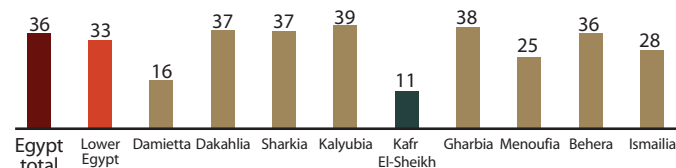
Infant Mortality

Deaths in the first year after birth per 1,000 live births in the 10 years before the survey



Attitudes toward Wife Beating

Percent of ever-married women age 15-49 who agree that a husband is justified in beating his wife for specific reasons



The 2014 Egypt Demographic and Health Survey (EDHS) was conducted on behalf of the Ministry of Health by El-Zanaty and Associates. The 2014 EDHS is part of The DHS Program which is funded by the United States Agency for International Development (USAID). USAID/Egypt was the main contributor of funding for survey. Support for the survey also was provided by UNICEF and UNFPA.

For additional information about the 2014 Egypt Demographic and Health Survey, please contact Ministry of Health, Magles El Shaab Street, Cairo, Egypt; telephone: 20-2-27948555; fax: 20-2-27924156

For information on The DHS Program, please contact ICF International, 530 Gaither Road, Rockville, Maryland, 20850, USA; telephone: 1-301-407-6500; fax: 1-301-407-6501; e-mail: info@DHSprogram.com; website: www.DHSprogram.com



USAID
FROM THE AMERICAN PEOPLE



El-Zanaty and Associates



Ministry of Health and Population

2014 EGYPT DHS

Demographic and Health Survey

KALYUBIA

	Kalyubia	Lower Egypt	Egypt total
Fertility and Family Planning			
Total fertility rate (number of births per woman)	3.8	3.4	3.5
Current use of <i>any</i> method of family planning (% of currently married women age 15-49)	63	64	59
Current use of a modern method of family planning (% of currently married women age 15-49)	62	62	57
Currently married women age 15-49 not exposed to family planning messages on television and radio, or in newspapers/magazines in 6 months before the survey	61	49	53
Maternal Health			
Maternity care			
Pregnant women who had 4+ ANC visits from a skilled provider ¹ (%)	80	87	83
Births assisted by a skilled provider ¹ (%)	94	95	92
Births delivered by Caesarean section (%)	57	60	52
Women giving birth who had a postnatal checkup from a skilled provider ¹ within 2 days of delivery (%)	77	86	82
Child Health			
Children age 18-29 months fully immunized ²	90	93	91
Infant mortality rate ³	33	23	22
Nutrition			
Children under age 5 who are stunted (too short for age) (%)	11	18	21
Children 6-54 months who are overweight or obese (%)	9	17	15
Ever-married women age 15-49 who are overweight or obese (%)	87	87	85
Ever-married women 15-49 months who have any anemia (%)	23	22	25
Gender			
Daughters age 0-19 who are expected to be circumcised (%)	69	52	56
Ever-married women age 15-49 who say female circumcision should continue (%)	66	56	58
Currently married women age 15-49 who usually participate in 3 personal and household decisions ⁴ (%)	59	61	59
Ever-married women age 15-49 who agree husband is justified in beating his wife (%)	39	33	36
Ever-married women age 15-49 who are currently employed (%)	20	18	16
Net attendance ratio ⁵ for secondary school age girls (%)	81	81	77

¹ Skilled provider includes doctor or nurse/midwife.

² A child is considered to be fully immunized if the child has received BCG, a measles vaccination, 3 DPT and 3 polio vaccinations.

³ Deaths per 1,000 live births in 10 years before survey for Kalyubia and for Lower Egypt and in 5 years before survey for Egypt total.

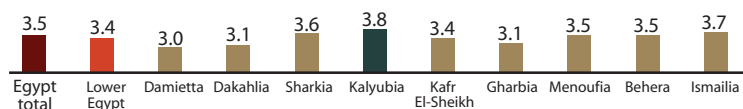
⁴ 3 decisions include women's own health care, making major household purchases, and visits to her family and friends.

⁵ Net attendance ratio is the percentage of the secondary-school age (12-17) population that is attending secondary school.

Lower Egypt: Key Indicators from the 2014 EDHS

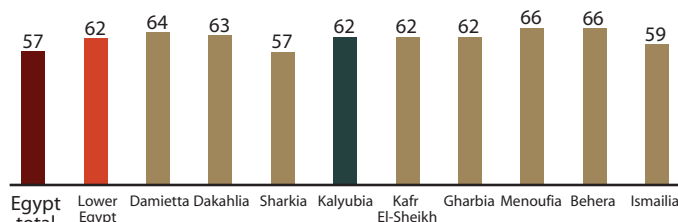
Total Fertility Rate

Average number of live births per woman age 15-49



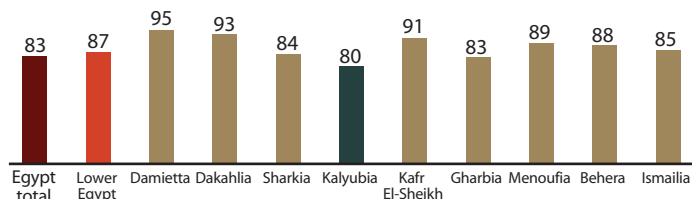
Use of Modern Methods of Family Planning

Percent of currently married women using a modern method of contraception



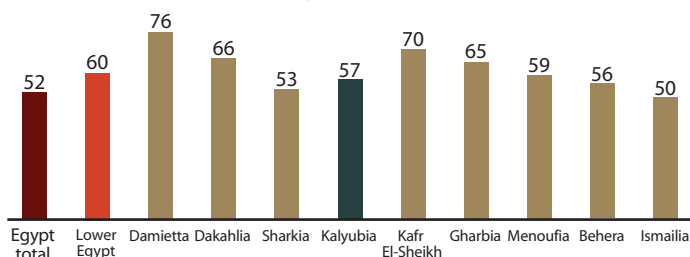
Antenatal Care: 4+ Visits

Among women with a live birth in the 5 years before the survey, percent with 4+ ANC visits for their last live birth



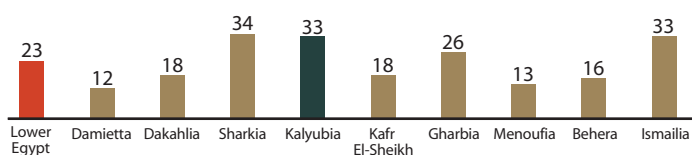
Delivery Care: Caesarean Section

Percentage of births in the 5 years before the survey delivered by Caesarean section



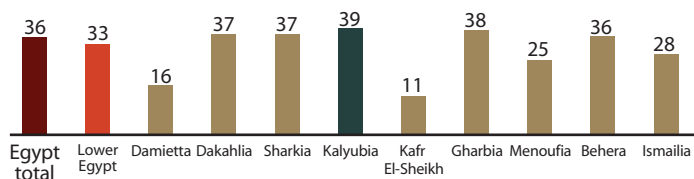
Infant Mortality

Deaths in the first year after birth per 1,000 live births in the 10 years before the survey



Attitudes toward Wife Beating

Percent of ever-married women age 15-49 who agree that a husband is justified in beating his wife for specific reasons



The 2014 Egypt Demographic and Health Survey (EDHS) was conducted on behalf of the Ministry of Health by El-Zanaty and Associates. The 2014 EDHS is part of The DHS Program which is funded by the United States Agency for International Development (USAID). USAID/Egypt was the main contributor of funding for survey. Support for the survey also was provided by UNICEF and UNFPA.

For additional information about the 2014 Egypt Demographic and Health Survey, please contact Ministry of Health, Magles El Shaab Street, Cairo, Egypt; telephone: 20-2-27948555; fax: 20-2-27924156

For information on The DHS Program, please contact ICF International, 530 Gaither Road, Rockville, Maryland, 20850, USA; telephone: 1-301-407-6500; fax: 1-301-407-6501; e-mail: info@DHSprogram.com; website: www.DHSprogram.com



USAID
FROM THE AMERICAN PEOPLE



2014 EGYPT DHS

Demographic and Health Survey

MENOUFIA

	Menoufia	Lower Egypt	Egypt total
--	----------	-------------	-------------

Fertility and Family Planning

Total fertility rate (number of births per woman)	3.5	3.4	3.5
Current use of <i>any</i> method of family planning (% of currently married women age 15-49)	67	64	59
Current use of a modern method of family planning (% of currently married women age 15-49)	66	62	57
Currently married women age 15-49 not exposed to family planning messages on television and radio, or in newspapers/magazines in 6 months before the survey	49	49	53

Maternal Health

Maternity care

Pregnant women who had 4+ ANC visits from a skilled provider ¹ (%)	89	87	83
Births assisted by a skilled provider ¹ (%)	95	95	92
Births delivered by Caesarean section (%)	59	60	52
Women giving birth who had a postnatal checkup from a skilled provider ¹ within 2 days of delivery (%)	92	86	82

Child Health

Children age 18-29 months fully immunized ²	94	93	91
Infant mortality rate ³	13	23	22

Nutrition

Children under age 5 who are stunted (too short for age) (%)	9	18	21
Children 6-54 months who are overweight or obese (%)	8	17	15
Ever-married women age 15-49 who are overweight or obese (%)	82	87	85
Ever-married women 15-49 months who have any anemia (%)	17	22	25

Gender

Daughters age 0-19 who are expected to be circumcised (%)	59	52	56
Ever-married women age 15-49 who say female circumcision should continue (%)	62	56	58
Currently married women age 15-49 who usually participate in 3 personal and household decisions ⁴ (%)	80	61	59
Ever-married women age 15-49 who agree husband is justified in beating his wife (%)	25	33	36
Ever-married women age 15-49 who are currently employed (%)	18	18	16
Net attendance ratio ⁵ for secondary school age girls (%)	83	81	77

¹ Skilled provider includes doctor or nurse/midwife.

² A child is considered to be fully immunized if the child has received BCG, a measles vaccination, 3 DPT and 3 polio vaccinations.

³ Deaths per 1,000 live births in 10 years before survey for Menoufia and for Lower Egypt and in 5 years before survey for Egypt total.

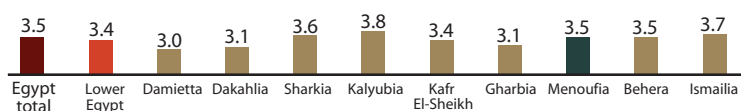
⁴ 3 decisions include women's own health care, making major household purchases, and visits to her family and friends.

⁵ Net attendance ratio is the percentage of the secondary-school age (12-17) population that is attending secondary school.

Lower Egypt: Key Indicators from the 2014 EDHS

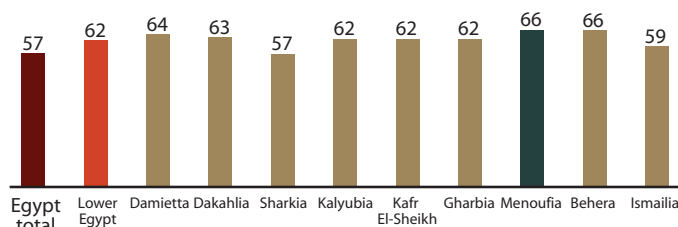
Total Fertility Rate

Average number of live births per woman age 15-49



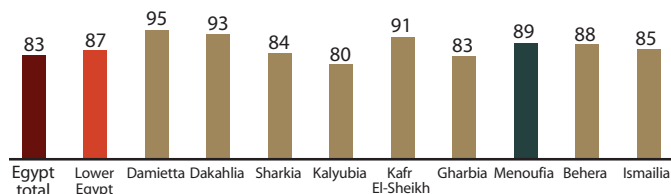
Use of Modern Methods of Family Planning

Percent of currently married women using a modern method of contraception



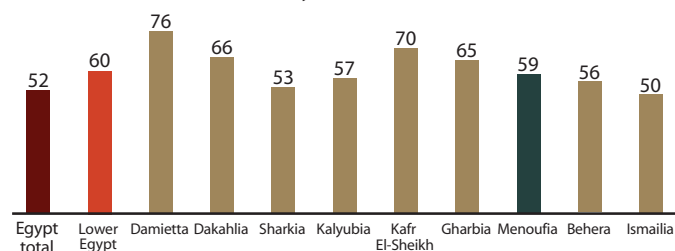
Antenatal Care: 4+ Visits

Among women with a live birth in the 5 years before the survey, percent with 4+ ANC visits for their last live birth



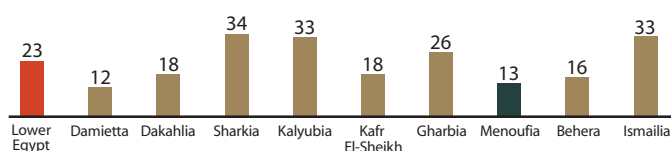
Delivery Care: Caesarean Section

Percentage of births in the 5 years before the survey delivered by Caesarean section



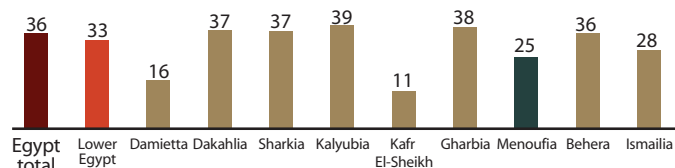
Infant Mortality

Deaths in the first year after birth per 1,000 live births in the 10 years before the survey



Attitudes toward Wife Beating

Percent of ever-married women age 15-49 who agree that a husband is justified in beating his wife for specific reasons



The 2014 Egypt Demographic and Health Survey (EDHS) was conducted on behalf of the Ministry of Health by El-Zanaty and Associates. The 2014 EDHS is part of The DHS Program which is funded by the United States Agency for International Development (USAID). USAID/Egypt was the main contributor of funding for survey. Support for the survey also was provided by UNICEF and UNFPA.

For additional information about the 2014 Egypt Demographic and Health Survey, please contact Ministry of Health, Magles El Shaab Street, Cairo, Egypt; telephone: 20-2-27948555; fax: 20-2-27924156

For information on The DHS Program, please contact ICF International, 530 Gaither Road, Rockville, Maryland, 20850, USA; telephone: 1-301-407-6500; fax: 1-301-407-6501; e-mail: info@DHSprogram.com; website: www.DHSprogram.com



USAID
FROM THE AMERICAN PEOPLE



SHARKIA

2014 EGYPT DHS Demographic and Health Survey

	Sharkia	Lower Egypt	Egypt total
Fertility and Family Planning			
Total fertility rate (number of births per woman)	3.6	3.4	3.5
Current use of <i>any</i> method of family planning (% of currently married women age 15-49)	60	64	59
Current use of a modern method of family planning (% of currently married women age 15-49)	57	62	57
Currently married women age 15-49 not exposed to family planning messages on television and radio, or in newspapers/magazines in 6 months before the survey	39	49	53
Maternal Health			
Maternity care			
Pregnant women who had 4+ ANC visits from a skilled provider ¹ (%)	84	87	83
Births assisted by a skilled provider ¹ (%)	92	95	92
Births delivered by Caesarean section (%)	53	60	52
Women giving birth who had a postnatal checkup from a skilled provider ¹ within 2 days of delivery (%)	83	86	82
Child Health			
Children age 18-29 months fully immunized ²	89	93	91
Infant mortality rate ³	34	23	22
Nutrition			
Children under age 5 who are stunted (too short for age) (%)	36	18	21
Children 6-54 months who are overweight or obese (%)	31	17	15
Ever-married women age 15-49 who are overweight or obese (%)	87	87	85
Ever-married women 15-49 months who have any anemia (%)	23	22	25
Gender			
Daughters age 0-19 who are expected to be circumcised (%)	66	52	56
Ever-married women age 15-49 who say female circumcision should continue (%)	75	56	58
Currently married women age 15-49 who usually participate in 3 personal and household decisions ⁴ (%)	58	61	59
Ever-married women age 15-49 who agree husband is justified in beating his wife (%)	37	33	36
Ever-married women age 15-49 who are currently employed (%)	20	18	16
Net attendance ratio ⁵ for secondary school age girls (%)	83	81	77

¹ Skilled provider includes doctor or nurse/midwife.

² A child is considered to be fully immunized if the child has received BCG, a measles vaccination, 3 DPT and 3 polio vaccinations.

³ Deaths per 1,000 live births in 10 years before survey for Sharkia and for Lower Egypt and in 5 years before survey for Egypt total.

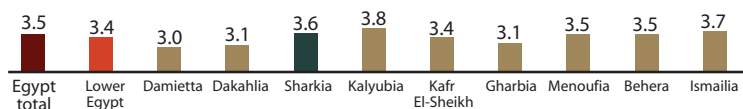
⁴ 3 decisions include women's own health care, making major household purchases, and visits to her family and friends.

⁵ Net attendance ratio is the percentage of the secondary-school age (12-17) population that is attending secondary school.

Lower Egypt: Key Indicators from the 2014 EDHS

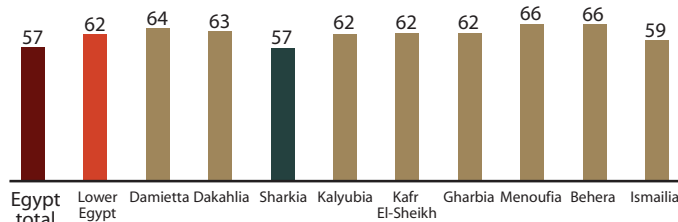
Total Fertility Rate

Average number of live births per woman age 15-49



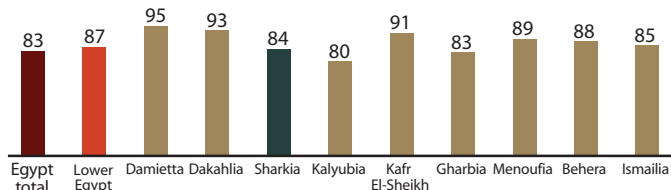
Use of Modern Methods of Family Planning

Percent of currently married women using a modern method of contraception



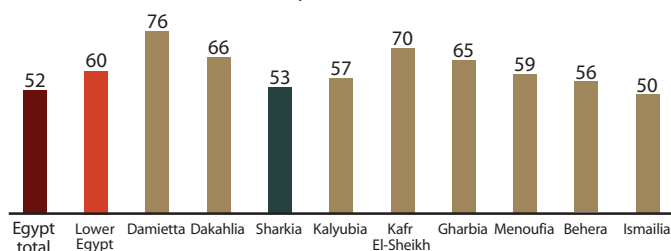
Antenatal Care: 4+ Visits

Among women with a live birth in the 5 years before the survey, percent with 4+ ANC visits for their last live birth



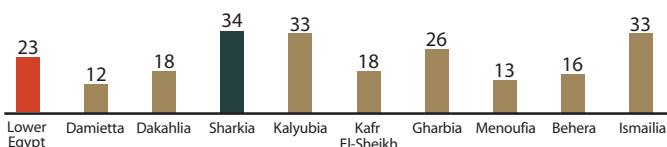
Delivery Care: Caesarean Section

Percentage of births in the 5 years before the survey delivered by Caesarean section



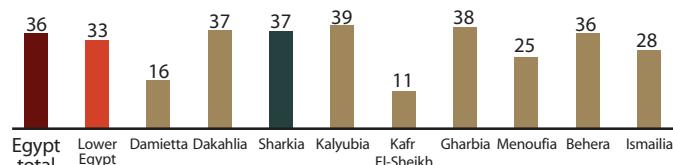
Infant Mortality

Deaths in the first year after birth per 1,000 live births in the 10 years before the survey



Attitudes toward Wife Beating

Percent of ever-married women age 15-49 who agree that a husband is justified in beating his wife for specific reasons



The 2014 Egypt Demographic and Health Survey (EDHS) was conducted on behalf of the Ministry of Health by El-Zanaty and Associates. The 2014 EDHS is part of The DHS Program which is funded by the United States Agency for International Development (USAID). USAID/Egypt was the main contributor of funding for survey. Support for the survey also was provided by UNICEF and UNFPA.

For additional information about the 2014 Egypt Demographic and Health Survey, please contact Ministry of Health, Magles El Shaab Street, Cairo, Egypt; telephone: 20-2-27948555; fax: 20-2-27924156

For information on The DHS Program, please contact ICF International, 530 Gaither Road, Rockville, Maryland, 20850, USA; telephone: 1-301-407-6500; fax: 1-301-407-6501; e-mail: info@DHSprogram.com; website: www.DHSprogram.com



USAID
FROM THE AMERICAN PEOPLE



El-Zanaty and Associates



Ministry of Health and Population

2014 EGYPT DHS

Demographic and Health Survey

ASSUIT

	Assuit	Upper Egypt	Egypt total
Fertility and Family Planning			
Total fertility rate (number of births per woman)	4.2	3.8	3.5
Current use of <i>any</i> method of family planning (% of currently married women age 15-49)	41	50	59
Current use of a modern method of family planning (% of currently married women age 15-49)	40	49	57
Currently married women age 15-49 not exposed to family planning messages on television and radio, or in newspapers/magazines in 6 months before the survey	53	57	53
Maternal Health			
Maternity care			
Pregnant women who had 4+ ANC visits from a skilled provider ¹ (%)	77	76	83
Births assisted by a skilled provider ¹ (%)	82	86	92
Births delivered by Caesarean section (%)	35	40	52
Women giving birth who had a postnatal checkup from a skilled provider ¹ within 2 days of delivery (%)	65	74	82
Child Health			
Children age 18-29 months fully immunized ²	92	88	91
Infant mortality rate ³	41	32	22
Nutrition			
Children under age 5 who are stunted (too short for age) (%)	11	26	21
Children 6-54 months who are overweight or obese (%)	3	13	15
Ever-married women age 15-49 who are overweight or obese (%)	79	81	85
Ever-married women 15-49 months who have any anemia (%)	22	31	25
Gender			
Daughters age 0-19 who are expected to be circumcised (%)	73	69	56
Ever-married women age 15-49 who say female circumcision should continue (%)	66	68	58
Currently married women age 15-49 who usually participate in 3 personal and household decisions ⁴ (%)	39	52	59
Ever-married women age 15-49 who agree husband is justified in beating his wife (%)	68	47	36
Ever-married women age 15-49 who are currently employed (%)	11	13	16
Net attendance ratio ⁵ for secondary school age girls (%)	69	71	77

¹ Skilled provider includes doctor or nurse/midwife.

² A child is considered to be fully immunized if the child has received BCG, a measles vaccination, 3 DPT and 3 polio vaccinations.

³ Deaths per 1,000 live births in 10 years before survey for Assuit and for Upper Egypt and in 5 years before survey for Egypt total.

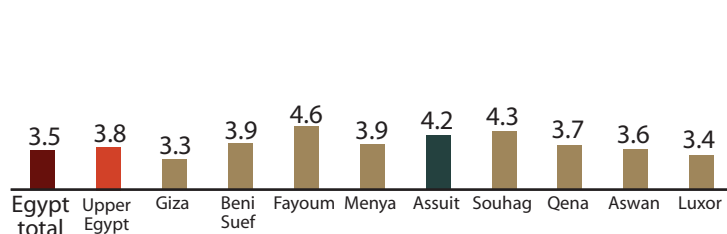
⁴ 3 decisions include women's own health care, making major household purchases, and visits to her family and friends.

⁵ Net attendance ratio is the percentage of the secondary-school age (12-17) population that is attending secondary school.

Upper Egypt: Key Indicators from the 2014 EDHS

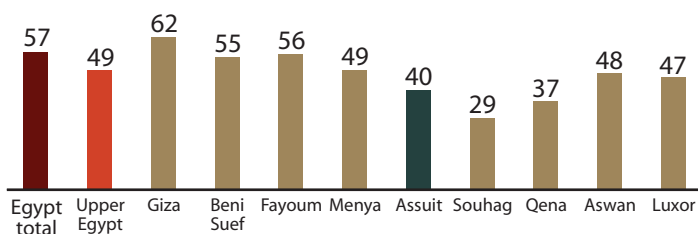
Total Fertility Rate

Average number of live births per woman age 15-49



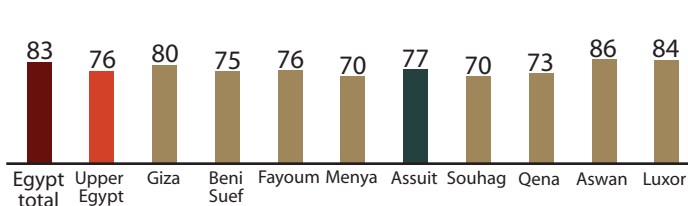
Use of Modern Methods of Family Planning

Percent of currently married women using a modern method of contraception



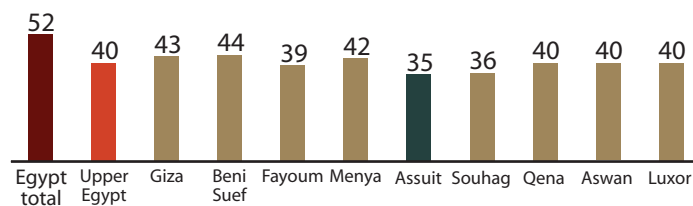
Antenatal Care: 4+ Visits

Among women with a live birth in the 5 years before the survey, percent with 4+ ANC visits for their last live birth



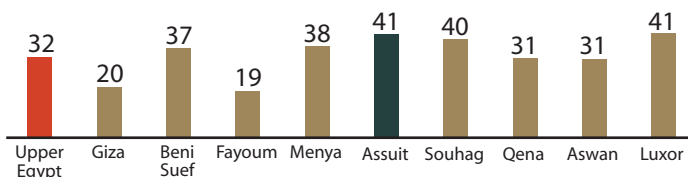
Delivery Care: Caesarean Section

Percentage of births in the 5 years before the survey delivered by Caesarean section



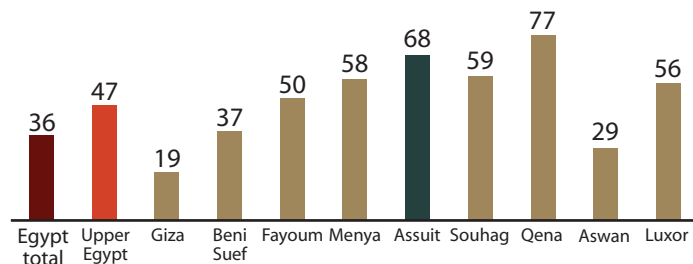
Infant Mortality

Deaths in the first year after birth per 1,000 live births in the 10 years before the survey



Attitudes toward Wife Beating

Percent of ever-married women age 15-49 who agree that a husband is justified in beating his wife for specific reasons



The 2014 Egypt Demographic and Health Survey (EDHS) was conducted on behalf of the Ministry of Health by El-Zanaty and Associates. The 2014 EDHS is part of The DHS Program which is funded by the United States Agency for International Development (USAID). USAID/Egypt was the main contributor of funding for survey. Support for the survey also was provided by UNICEF and UNFPA.

For additional information about the 2014 Egypt Demographic and Health Survey, please contact Ministry of Health, Magles El Shaab Street, Cairo, Egypt; telephone: 20-2-27948555; fax: 20-2-27924156

For information on The DHS Program, please contact ICF International, 530 Gaither Road, Rockville, Maryland, 20850, USA; telephone: 1-301-407-6500; fax: 1-301-407-6501; e-mail: info@DHSprogram.com; website: www.DHSprogram.com



USAID
FROM THE AMERICAN PEOPLE



El-Zanaty and Associates



Ministry of Health and Population

ASWAN

2014 EGYPT DHS Demographic and Health Survey

	Aswan	Upper Egypt	Egypt total
Fertility and Family Planning			
Total fertility rate (number of births per woman)	3.6	3.8	3.5
Current use of <i>any</i> method of family planning (% of currently married women age 15-49)	50	50	59
Current use of a modern method of family planning (% of currently married women age 15-49)	48	49	57
Currently married women age 15-49 not exposed to family planning messages on television and radio, or in newspapers/magazines in 6 months before the survey	34	57	53
Maternal Health			
Maternity care			
Pregnant women who had 4+ ANC visits from a skilled provider ¹ (%)	86	76	83
Births assisted by a skilled provider ¹ (%)	98	86	92
Births delivered by Caesarean section (%)	40	40	52
Women giving birth who had a postnatal checkup from a skilled provider ¹ within 2 days of delivery (%)	94	74	82
Child Health			
Children age 18-29 months fully immunized ²	95	88	91
Infant mortality rate ³	31	32	22
Nutrition			
Children under age 5 who are stunted (too short for age) (%)	15	26	21
Children 6-54 months who are overweight or obese (%)	3	13	15
Ever-married women age 15-49 who are overweight or obese (%)	83	81	85
Ever-married women 15-49 months who have any anemia (%)	29	31	25
Gender			
Daughters age 0-19 who are expected to be circumcised (%)	87	69	56
Ever-married women age 15-49 who say female circumcision should continue (%)	79	68	58
Currently married women age 15-49 who usually participate in 3 personal and household decisions ⁴ (%)	54	52	59
Ever-married women age 15-49 who agree husband is justified in beating his wife (%)	29	47	36
Ever-married women age 15-49 who are currently employed (%)	10	13	16
Net attendance ratio ⁵ for secondary school age girls (%)	74	71	77

¹ Skilled provider includes doctor or nurse/midwife.

² A child is considered to be fully immunized if the child has received BCG, a measles vaccination, 3 DPT and 3 polio vaccinations.

³ Deaths per 1,000 live births in 10 years before survey for Aswan and for Upper Egypt and in 5 years before survey for Egypt total.

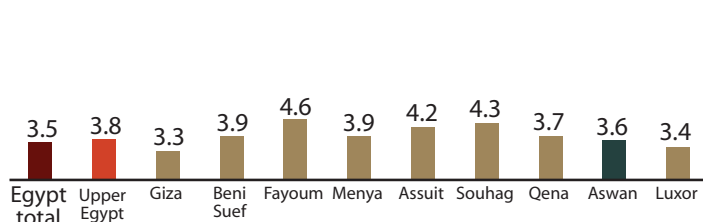
⁴ 3 decisions include women's own health care, making major household purchases, and visits to her family and friends.

⁵ Net attendance ratio is the percentage of the secondary-school age (12-17) population that is attending secondary school.

Upper Egypt: Key Indicators from the 2014 EDHS

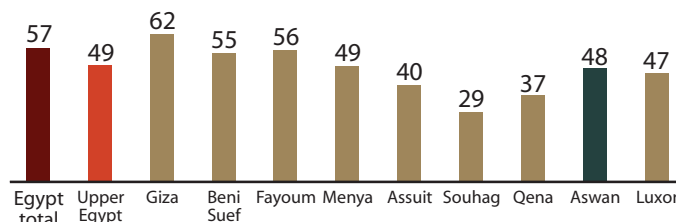
Total Fertility Rate

Average number of live births per woman age 15-49



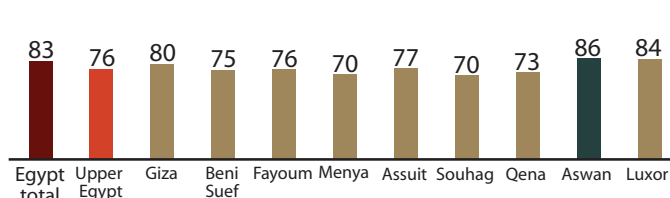
Use of Modern Methods of Family Planning

Percent of currently married women using a modern method of contraception



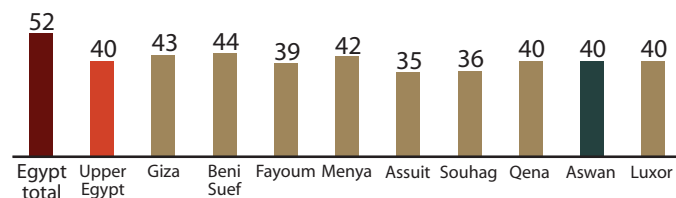
Antenatal Care: 4+ Visits

Among women with a live birth in the 5 years before the survey, percent with 4+ ANC visits for their last live birth



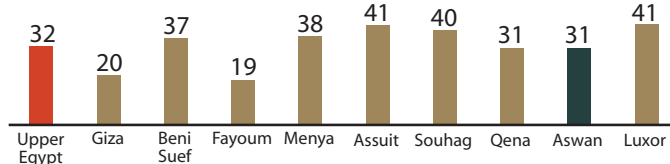
Delivery Care: Caesarean Section

Percentage of births in the 5 years before the survey delivered by Caesarean section



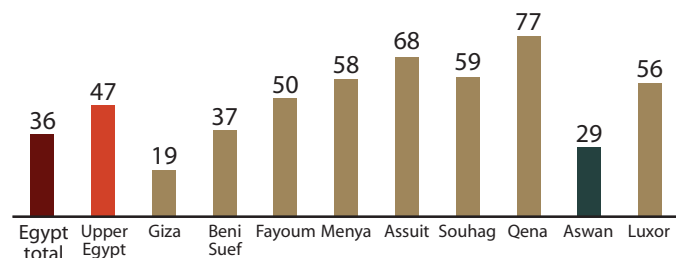
Infant Mortality

Deaths in the first year after birth per 1,000 live births in the 10 years before the survey



Attitudes toward Wife Beating

Percent of ever-married women age 15-49 who agree that a husband is justified in beating his wife for specific reasons



The 2014 Egypt Demographic and Health Survey (EDHS) was conducted on behalf of the Ministry of Health by El-Zanaty and Associates. The 2014 EDHS is part of The DHS Program which is funded by the United States Agency for International Development (USAID). USAID/Egypt was the main contributor of funding for survey. Support for the survey also was provided by UNICEF and UNFPA.

For additional information about the 2014 Egypt Demographic and Health Survey, please contact Ministry of Health, Magles El Shaab Street, Cairo, Egypt; telephone: 20-2-27948555; fax: 20-2-27924156

For information on The DHS Program, please contact ICF International, 530 Gaither Road, Rockville, Maryland, 20850, USA; telephone: 1-301-407-6500; fax: 1-301-407-6501; e-mail: info@DHSprogram.com; website: www.DHSprogram.com



USAID
FROM THE AMERICAN PEOPLE



2014 EGYPT DHS

Demographic and Health Survey

BENI SUEF

	Beni Suef	Upper Egypt	Egypt total
Fertility and Family Planning			
Total fertility rate (number of births per woman)	3.9	3.8	3.5
Current use of <i>any</i> method of family planning (% of currently married women age 15-49)	58	50	59
Current use of a modern method of family planning (% of currently married women age 15-49)	55	49	57
Currently married women age 15-49 not exposed to family planning messages on television and radio, or in newspapers/magazines in 6 months before the survey	49	57	53
Maternal Health			
Maternity care			
Pregnant women who had 4+ ANC visits from a skilled provider ¹ (%)	75	76	83
Births assisted by a skilled provider ¹ (%)	81	86	92
Births delivered by Caesarean section (%)	44	40	52
Women giving birth who had a postnatal checkup from a skilled provider ¹ within 2 days of delivery (%)	72	74	82
Child Health			
Children age 18-29 months fully immunized ²	92	88	91
Infant mortality rate ³	37	32	22
Nutrition			
Children under age 5 who are stunted (too short for age) (%)	42	26	21
Children 6-54 months who are overweight or obese (%)	26	13	15
Ever-married women age 15-49 who are overweight or obese (%)	81	81	85
Ever-married women 15-49 months who have any anemia (%)	45	31	25
Gender			
Daughters age 0-19 who are expected to be circumcised (%)	70	69	56
Ever-married women age 15-49 who say female circumcision should continue (%)	73	68	58
Currently married women age 15-49 who usually participate in 3 personal and household decisions ⁴ (%)	62	52	59
Ever-married women age 15-49 who agree husband is justified in beating his wife (%)	37	47	36
Ever-married women age 15-49 who are currently employed (%)	18	13	16
Net attendance ratio ⁵ for secondary school age girls (%)	70	71	77

¹ Skilled provider includes doctor or nurse/midwife.

² A child is considered to be fully immunized if the child has received BCG, a measles vaccination, 3 DPT and 3 polio vaccinations.

³ Deaths per 1,000 live births in 10 years before survey for Beni Suef and for Upper Egypt and in 5 years before survey for Egypt total.

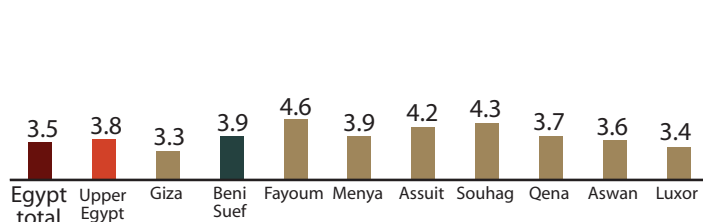
⁴ 3 decisions include women's own health care, making major household purchases, and visits to her family and friends.

⁵ Net attendance ratio is the percentage of the secondary-school age (12-17) population that is attending secondary school.

Upper Egypt: Key Indicators from the 2014 EDHS

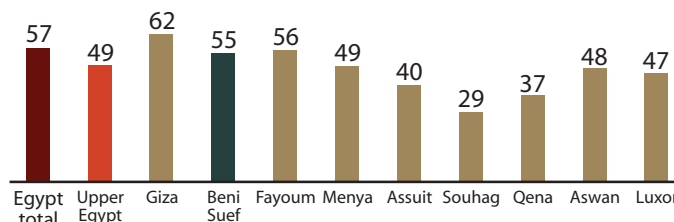
Total Fertility Rate

Average number of live births per woman age 15-49



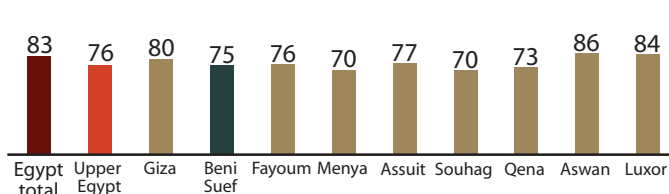
Use of Modern Methods of Family Planning

Percent of currently married women using a modern method of contraception



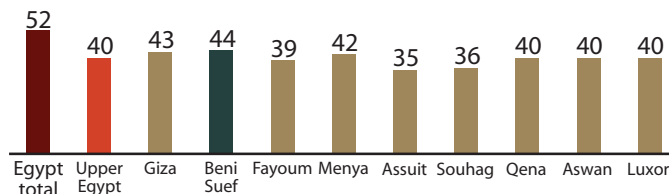
Antenatal Care: 4+ Visits

Among women with a live birth in the 5 years before the survey, percent with 4+ ANC visits for their last live birth



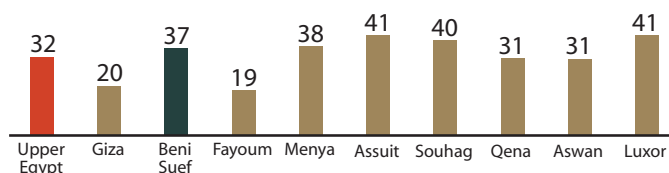
Delivery Care: Caesarean Section

Percentage of births in the 5 years before the survey delivered by Caesarean section



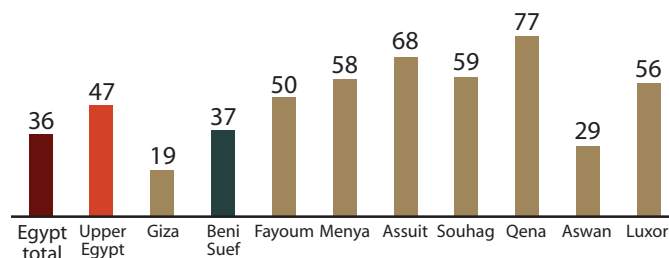
Infant Mortality

Deaths in the first year after birth per 1,000 live births in the 10 years before the survey



Attitudes toward Wife Beating

Percent of ever-married women age 15-49 who agree that a husband is justified in beating his wife for specific reasons



The 2014 Egypt Demographic and Health Survey (EDHS) was conducted on behalf of the Ministry of Health by El-Zanaty and Associates. The 2014 EDHS is part of The DHS Program which is funded by the United States Agency for International Development (USAID). USAID/Egypt was the main contributor of funding for survey. Support for the survey also was provided by UNICEF and UNFPA.

For additional information about the 2014 Egypt Demographic and Health Survey, please contact Ministry of Health, Magles El Shaab Street, Cairo, Egypt; telephone: 20-2-27948555; fax: 20-2-27924156

For information on The DHS Program, please contact ICF International, 530 Gaither Road, Rockville, Maryland, 20850, USA; telephone: 1-301-407-6500; fax: 1-301-407-6501; e-mail: info@DHSprogram.com; website: www.DHSprogram.com



USAID
FROM THE AMERICAN PEOPLE



2014 EGYPT DHS

Demographic and Health Survey

FAYOUM

	Fayoum	Upper Egypt	Egypt total
Fertility and Family Planning			
Total fertility rate (number of births per woman)	4.6	3.8	3.5
Current use of <i>any</i> method of family planning (% of currently married women age 15-49)	57	50	59
Current use of a modern method of family planning (% of currently married women age 15-49)	56	49	57
Currently married women age 15-49 not exposed to family planning messages on television and radio, or in newspapers/magazines in 6 months before the survey	57	57	53
Maternal Health			
Maternity care			
Pregnant women who had 4+ ANC visits from a skilled provider ¹ (%)	76	76	83
Births assisted by a skilled provider ¹ (%)	85	86	92
Births delivered by Caesarean section (%)	39	40	52
Women giving birth who had a postnatal checkup from a skilled provider ¹ within 2 days of delivery (%)	63	74	82
Child Health			
Children age 18-29 months fully immunized ²	97	88	91
Infant mortality rate ³	19	32	22
Nutrition			
Children under age 5 who are stunted (too short for age) (%)	25	26	21
Children 6-54 months who are overweight or obese (%)	19	13	15
Ever-married women age 15-49 who are overweight or obese (%)	72	81	85
Ever-married women 15-49 months who have any anemia (%)	24	31	25
Gender			
Daughters age 0-19 who are expected to be circumcised (%)	60	69	56
Ever-married women age 15-49 who say female circumcision should continue (%)	69	68	58
Currently married women age 15-49 who usually participate in 3 personal and household decisions ⁴ (%)	59	52	59
Ever-married women age 15-49 who agree husband is justified in beating his wife (%)	50	47	36
Ever-married women age 15-49 who are currently employed (%)	20	13	16
Net attendance ratio ⁵ for secondary school age girls (%)	70	71	77

¹ Skilled provider includes doctor or nurse/midwife.

² A child is considered to be fully immunized if the child has received BCG, a measles vaccination, 3 DPT and 3 polio vaccinations.

³ Deaths per 1,000 live births in 10 years before survey for Fayoum and for Upper Egypt and in 5 years before survey for Egypt total.

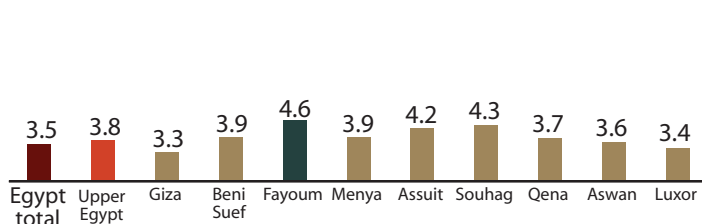
⁴ 3 decisions include women's own health care, making major household purchases, and visits to her family and friends.

⁵ Net attendance ratio is the percentage of the secondary-school age (12-17) population that is attending secondary school.

Upper Egypt: Key Indicators from the 2014 EDHS

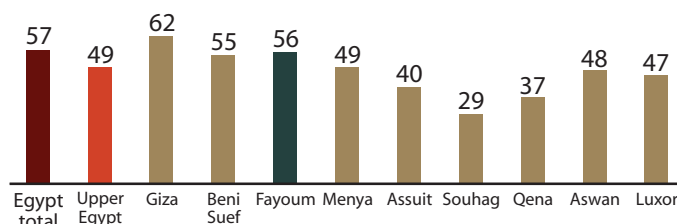
Total Fertility Rate

Average number of live births per woman age 15-49



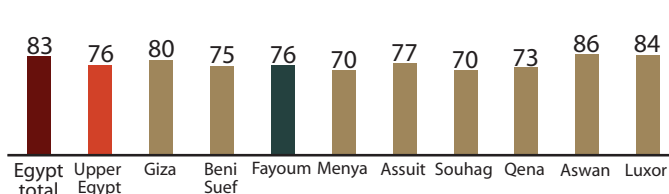
Use of Modern Methods of Family Planning

Percent of currently married women using a modern method of contraception



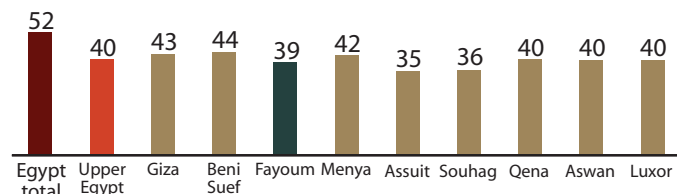
Antenatal Care: 4+ Visits

Among women with a live birth in the 5 years before the survey, percent with 4+ ANC visits for their last live birth



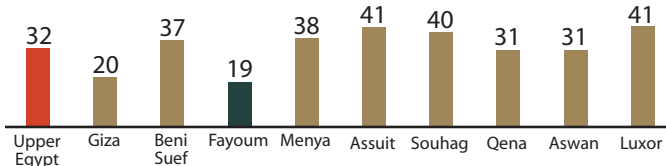
Delivery Care: Caesarean Section

Percentage of births in the 5 years before the survey delivered by Caesarean section



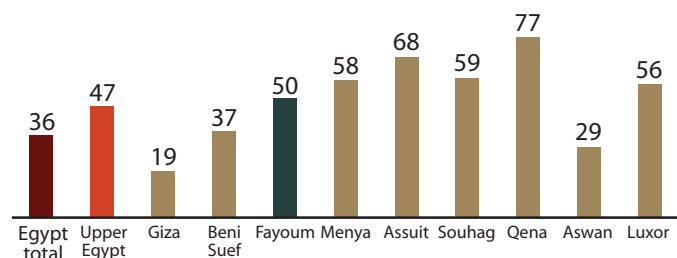
Infant Mortality

Deaths in the first year after birth per 1,000 live births in the 10 years before the survey



Attitudes toward Wife Beating

Percent of ever-married women age 15-49 who agree that a husband is justified in beating his wife for specific reasons



The 2014 Egypt Demographic and Health Survey (EDHS) was conducted on behalf of the Ministry of Health by El-Zanaty and Associates. The 2014 EDHS is part of The DHS Program which is funded by the United States Agency for International Development (USAID). USAID/Egypt was the main contributor of funding for survey. Support for the survey also was provided by UNICEF and UNFPA.

For additional information about the 2014 Egypt Demographic and Health Survey, please contact Ministry of Health, Magles El Shaab Street, Cairo, Egypt; telephone: 20-2-27948555; fax: 20-2-27924156

For information on The DHS Program, please contact ICF International, 530 Gaither Road, Rockville, Maryland, 20850, USA; telephone: 1-301-407-6500; fax: 1-301-407-6501; e-mail: info@DHSprogram.com; website: www.DHSprogram.com



USAID
FROM THE AMERICAN PEOPLE



El-Zanaty and Associates



Ministry of Health and Population

GIZA

2014 EGYPT DHS

Demographic and Health Survey

	Giza	Upper Egypt	Egypt total
Fertility and Family Planning			
Total fertility rate (number of births per woman)	3.3	3.8	3.5
Current use of <i>any</i> method of family planning (% of currently married women age 15-49)	64	50	59
Current use of a modern method of family planning (% of currently married women age 15-49)	62	49	57
Currently married women age 15-49 not exposed to family planning messages on television and radio, or in newspapers/magazines in 6 months before the survey	77	57	53
Maternal Health			
Maternity care			
Pregnant women who had 4+ ANC visits from a skilled provider ¹ (%)	80	76	83
Births assisted by a skilled provider ¹ (%)	93	86	92
Births delivered by Caesarean section (%)	43	40	52
Women giving birth who had a postnatal checkup from a skilled provider ¹ within 2 days of delivery (%)	90	74	82
Child Health			
Children age 18-29 months fully immunized ²	86	88	91
Infant mortality rate ³	20	32	22
Nutrition			
Children under age 5 who are stunted (too short for age) (%)	33	26	21
Children 6-54 months who are overweight or obese (%)	17	13	15
Ever-married women age 15-49 who are overweight or obese (%)	93	81	85
Ever-married women 15-49 months who have any anemia (%)	25	31	25
Gender			
Daughters age 0-19 who are expected to be circumcised (%)	54	69	56
Ever-married women age 15-49 who say female circumcision should continue (%)	58	68	58
Currently married women age 15-49 who usually participate in 3 personal and household decisions ⁴ (%)	73	52	59
Ever-married women age 15-49 who agree husband is justified in beating his wife (%)	19	47	36
Ever-married women age 15-49 who are currently employed (%)	11	13	16
Net attendance ratio ⁵ for secondary school age girls (%)	73	71	77

¹ Skilled provider includes doctor or nurse/midwife.

² A child is considered to be fully immunized if the child has received BCG, a measles vaccination, 3 DPT and 3 polio vaccinations.

³ Deaths per 1,000 live births in 10 years before survey for Giza and for Upper Egypt and in 5 years before survey for Egypt total.

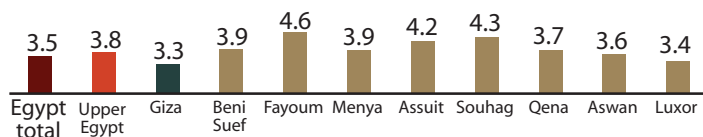
⁴ 3 decisions include women's own health care, making major household purchases, and visits to her family and friends.

⁵ Net attendance ratio is the percentage of the secondary-school age (12-17) population that is attending secondary school.

Upper Egypt: Key Indicators from the 2014 EDHS

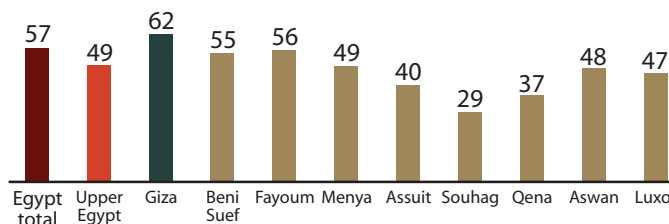
Total Fertility Rate

Average number of live births per woman age 15-49



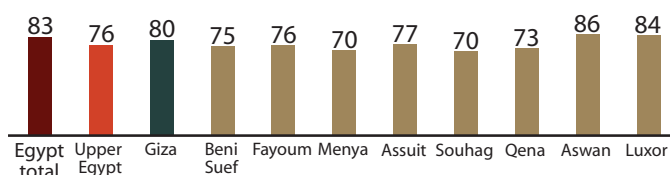
Use of Modern Methods of Family Planning

Percent of currently married women using a modern method of contraception



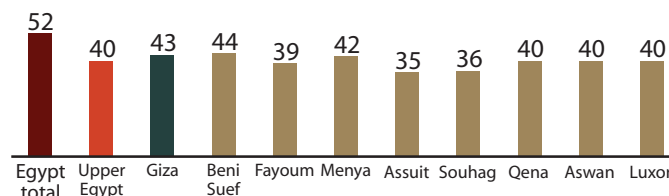
Antenatal Care: 4+ Visits

Among women with a live birth in the 5 years before the survey, percent with 4+ ANC visits for their last live birth



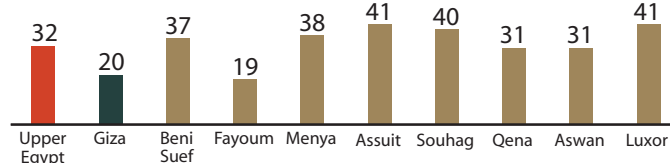
Delivery Care: Caesarean Section

Percentage of births in the 5 years before the survey delivered by Caesarean section



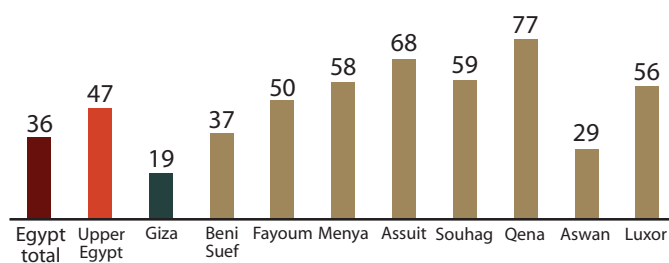
Infant Mortality

Deaths in the first year after birth per 1,000 live births in the 10 years before the survey



Attitudes toward Wife Beating

Percent of ever-married women age 15-49 who agree that a husband is justified in beating his wife for specific reasons



The 2014 Egypt Demographic and Health Survey (EDHS) was conducted on behalf of the Ministry of Health by El-Zanaty and Associates. The 2014 EDHS is part of The DHS Program which is funded by the United States Agency for International Development (USAID). USAID/Egypt was the main contributor of funding for survey. Support for the survey also was provided by UNICEF and UNFPA.

For additional information about the 2014 Egypt Demographic and Health Survey, please contact Ministry of Health, Magles El Shaab Street, Cairo, Egypt; telephone: 20-2-27948555; fax: 20-2-27924156

For information on The DHS Program, please contact ICF International, 530 Gaither Road, Rockville, Maryland, 20850, USA; telephone: 1-301-407-6500; fax: 1-301-407-6501; e-mail: info@DHSprogram.com; website: www.DHSprogram.com



USAID
FROM THE AMERICAN PEOPLE



El-Zanaty and Associates



Ministry of Health and Population

2014 EGYPT DHS

Demographic and Health Survey

LUXOR

	Luxor	Upper Egypt	Egypt total
Fertility and Family Planning			
Total fertility rate (number of births per woman)	3.4	3.8	3.5
Current use of <i>any</i> method of family planning (% of currently married women age 15-49)	48	50	59
Current use of a modern method of family planning (% of currently married women age 15-49)	47	49	57
Currently married women age 15-49 not exposed to family planning messages on television and radio, or in newspapers/magazines in 6 months before the survey	40	57	53
Maternal Health			
Maternity care			
Pregnant women who had 4+ ANC visits from a skilled provider ¹ (%)	84	76	83
Births assisted by a skilled provider ¹ (%)	98	86	92
Births delivered by Caesarean section (%)	40	40	52
Women giving birth who had a postnatal checkup from a skilled provider ¹ within 2 days of delivery (%)	91	74	82
Child Health			
Children age 18-29 months fully immunized ²	88	88	91
Infant mortality rate ³	41	32	22
Nutrition			
Children under age 5 who are stunted (too short for age) (%)	15	26	21
Children 6-54 months who are overweight or obese (%)	3	13	15
Ever-married women age 15-49 who are overweight or obese (%)	77	81	85
Ever-married women 15-49 months who have any anemia (%)	23	31	25
Gender			
Daughters age 0-19 who are expected to be circumcised (%)	91	69	56
Ever-married women age 15-49 who say female circumcision should continue (%)	87	68	58
Currently married women age 15-49 who usually participate in 3 personal and household decisions ⁴ (%)	43	52	59
Ever-married women age 15-49 who agree husband is justified in beating his wife (%)	56	47	36
Ever-married women age 15-49 who are currently employed (%)	6	13	16
Net attendance ratio ⁵ for secondary school age girls (%)	71	71	77

¹ Skilled provider includes doctor or nurse/midwife.

² A child is considered to be fully immunized if the child has received BCG, a measles vaccination, 3 DPT and 3 polio vaccinations.

³ Deaths per 1,000 live births in 10 years before survey for Luxor and for Upper Egypt and in 5 years before survey for Egypt total.

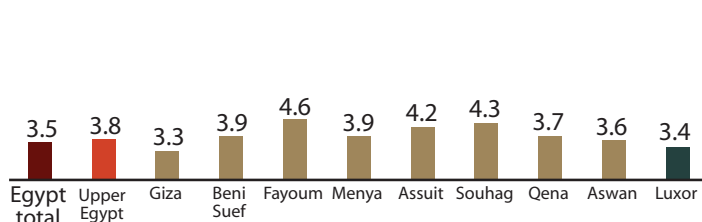
⁴ 3 decisions include women's own health care, making major household purchases, and visits to her family and friends.

⁵ Net attendance ratio is the percentage of the secondary-school age (12-17) population that is attending secondary school.

Upper Egypt: Key Indicators from the 2014 EDHS

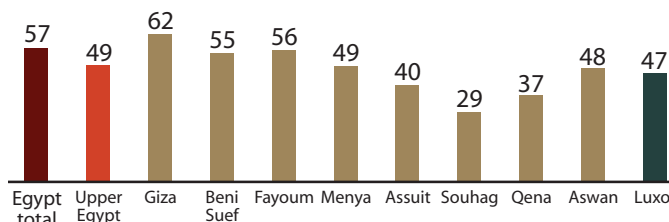
Total Fertility Rate

Average number of live births per woman age 15-49



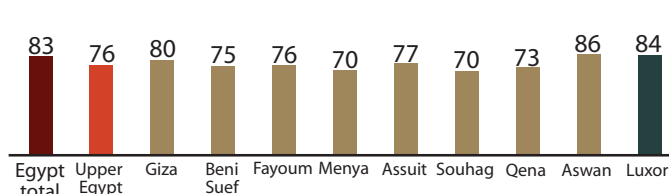
Use of Modern Methods of Family Planning

Percent of currently married women using a modern method of contraception



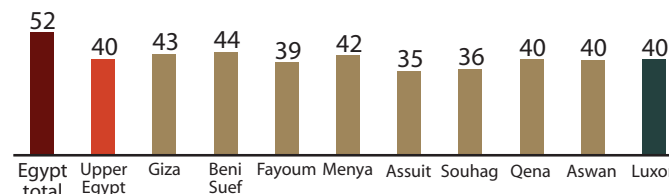
Antenatal Care: 4+ Visits

Among women with a live birth in the 5 years before the survey, percent with 4+ ANC visits for their last live birth



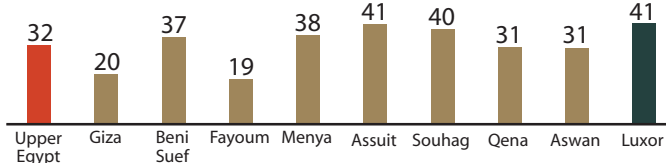
Delivery Care: Caesarean Section

Percentage of births in the 5 years before the survey delivered by Caesarean section



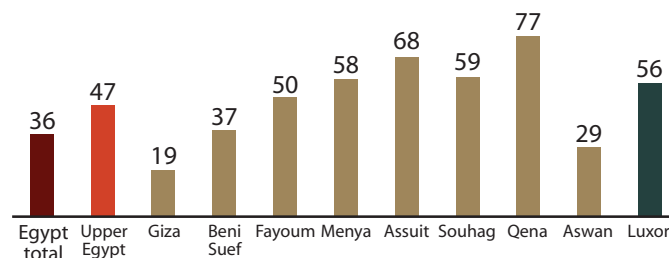
Infant Mortality

Deaths in the first year after birth per 1,000 live births in the 10 years before the survey



Attitudes toward Wife Beating

Percent of ever-married women age 15-49 who agree that a husband is justified in beating his wife for specific reasons



The 2014 Egypt Demographic and Health Survey (EDHS) was conducted on behalf of the Ministry of Health by El-Zanaty and Associates. The 2014 EDHS is part of The DHS Program which is funded by the United States Agency for International Development (USAID). USAID/Egypt was the main contributor of funding for survey. Support for the survey also was provided by UNICEF and UNFPA.

For additional information about the 2014 Egypt Demographic and Health Survey, please contact Ministry of Health, Magles El Shaab Street, Cairo, Egypt; telephone: 20-2-27948555; fax: 20-2-27924156

For information on The DHS Program, please contact ICF International, 530 Gaither Road, Rockville, Maryland, 20850, USA; telephone: 1-301-407-6500; fax: 1-301-407-6501; e-mail: info@DHSprogram.com; website: www.DHSprogram.com



USAID
FROM THE AMERICAN PEOPLE



2014 EGYPT DHS

Demographic and Health Survey

MENYA

	Menya	Upper Egypt	Egypt total
Fertility and Family Planning			
Total fertility rate (number of births per woman)	3.9	3.8	3.5
Current use of <i>any</i> method of family planning (% of currently married women age 15-49)	51	50	59
Current use of a modern method of family planning (% of currently married women age 15-49)	49	49	57
Currently married women age 15-49 not exposed to family planning messages on television and radio, or in newspapers/magazines in 6 months before the survey	47	57	53
Maternal Health			
Maternity care			
Pregnant women who had 4+ ANC visits from a skilled provider ¹ (%)	70	76	83
Births assisted by a skilled provider ¹ (%)	74	86	92
Births delivered by Caesarean section (%)	42	40	52
Women giving birth who had a postnatal checkup from a skilled provider ¹ within 2 days of delivery (%)	63	74	82
Child Health			
Children age 18-29 months fully immunized ²	92	88	91
Infant mortality rate ³	38	32	22
Nutrition			
Children under age 5 who are stunted (too short for age) (%)	27	26	21
Children 6-54 months who are overweight or obese (%)	14	13	15
Ever-married women age 15-49 who are overweight or obese (%)	74	81	85
Ever-married women 15-49 months who have any anemia (%)	53	31	25
Gender			
Daughters age 0-19 who are expected to be circumcised (%)	60	69	56
Ever-married women age 15-49 who say female circumcision should continue (%)	61	68	58
Currently married women age 15-49 who usually participate in 3 personal and household decisions ⁴ (%)	55	52	59
Ever-married women age 15-49 who agree husband is justified in beating his wife (%)	58	47	36
Ever-married women age 15-49 who are currently employed (%)	10	13	16
Net attendance ratio ⁵ for secondary school age girls (%)	75	71	77

¹ Skilled provider includes doctor or nurse/midwife.

² A child is considered to be fully immunized if the child has received BCG, a measles vaccination, 3 DPT and 3 polio vaccinations.

³ Deaths per 1,000 live births in 10 years before survey for Menya and for Upper Egypt and in 5 years before survey for Egypt total.

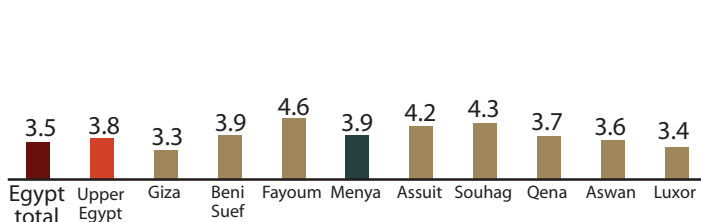
⁴ 3 decisions include women's own health care, making major household purchases, and visits to her family and friends.

⁵ Net attendance ratio is the percentage of the secondary-school age (12-17) population that is attending secondary school.

Upper Egypt: Key Indicators from the 2014 EDHS

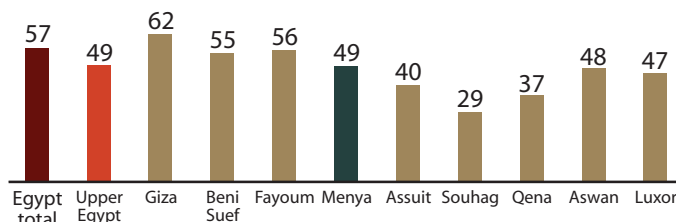
Total Fertility Rate

Average number of live births per woman age 15-49



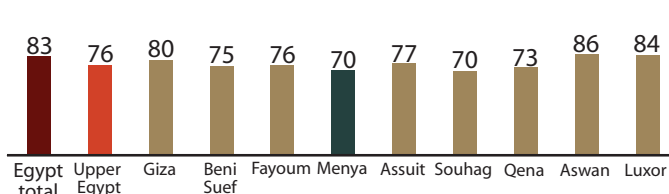
Use of Modern Methods of Family Planning

Percent of currently married women using a modern method of contraception



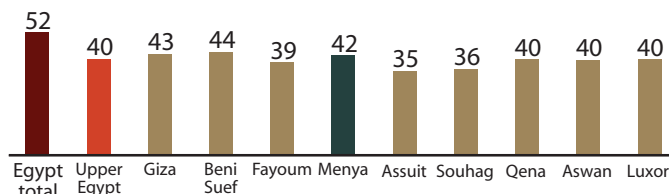
Antenatal Care: 4+ Visits

Among women with a live birth in the 5 years before the survey, percent with 4+ ANC visits for their last live birth



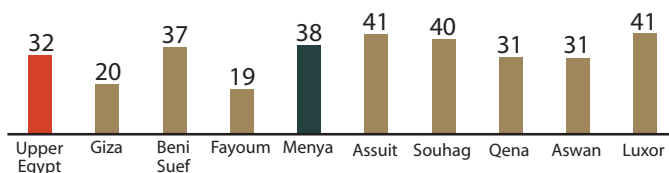
Delivery Care: Caesarean Section

Percentage of births in the 5 years before the survey delivered by Caesarean section



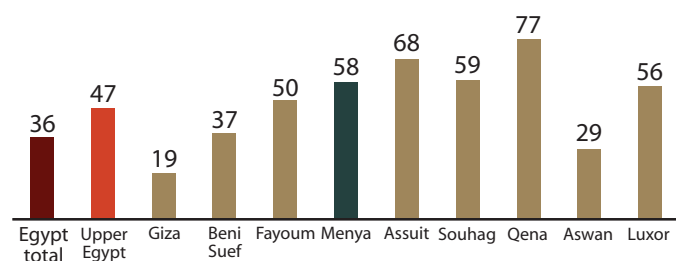
Infant Mortality

Deaths in the first year after birth per 1,000 live births in the 10 years before the survey



Attitudes toward Wife Beating

Percent of ever-married women age 15-49 who agree that a husband is justified in beating his wife for specific reasons



The 2014 Egypt Demographic and Health Survey (EDHS) was conducted on behalf of the Ministry of Health by El-Zanaty and Associates. The 2014 EDHS is part of The DHS Program which is funded by the United States Agency for International Development (USAID). USAID/Egypt was the main contributor of funding for survey. Support for the survey also was provided by UNICEF and UNFPA.

For additional information about the 2014 Egypt Demographic and Health Survey, please contact Ministry of Health, Magles El Shaab Street, Cairo, Egypt; telephone: 20-2-27948555; fax: 20-2-27924156

For information on The DHS Program, please contact ICF International, 530 Gaither Road, Rockville, Maryland, 20850, USA; telephone: 1-301-407-6500; fax: 1-301-407-6501; e-mail: info@DHSprogram.com; website: www.DHSprogram.com



USAID
FROM THE AMERICAN PEOPLE



	Qena	Upper Egypt	Egypt total
Fertility and Family Planning			
Total fertility rate (number of births per woman)	3.7	3.8	3.5
Current use of <i>any</i> method of family planning (% of currently married women age 15-49)	38	50	59
Current use of a modern method of family planning (% of currently married women age 15-49)	37	49	57
Currently married women age 15-49 not exposed to family planning messages on television and radio, or in newspapers/magazines in 6 months before the survey	51	57	53
Maternal Health			
Maternity care			
Pregnant women who had 4+ ANC visits from a skilled provider ¹ (%)	73	76	83
Births assisted by a skilled provider ¹ (%)	91	86	92
Births delivered by Caesarean section (%)	40	40	52
Women giving birth who had a postnatal checkup from a skilled provider ¹ within 2 days of delivery (%)	77	74	82
Child Health			
Children age 18-29 months fully immunized ²	83	88	91
Infant mortality rate ³	31	32	22
Nutrition			
Children under age 5 who are stunted (too short for age) (%)	17	26	21
Children 6-54 months who are overweight or obese (%)	3	13	15
Ever-married women age 15-49 who are overweight or obese (%)	72	81	85
Ever-married women 15-49 months who have any anemia (%)	16	31	25
Gender			
Daughters age 0-19 who are expected to be circumcised (%)	92	69	56
Ever-married women age 15-49 who say female circumcision should continue (%)	88	68	58
Currently married women age 15-49 who usually participate in 3 personal and household decisions ⁴ (%)	34	52	59
Ever-married women age 15-49 who agree husband is justified in beating his wife (%)	77	47	36
Ever-married women age 15-49 who are currently employed (%)	8	13	16
Net attendance ratio ⁵ for secondary school age girls (%)	71	71	77

¹ Skilled provider includes doctor or nurse/midwife.

² A child is considered to be fully immunized if the child has received BCG, a measles vaccination, 3 DPT and 3 polio vaccinations.

³ Deaths per 1,000 live births in 10 years before survey for Qena and for Upper Egypt and in 5 years before survey for Egypt total.

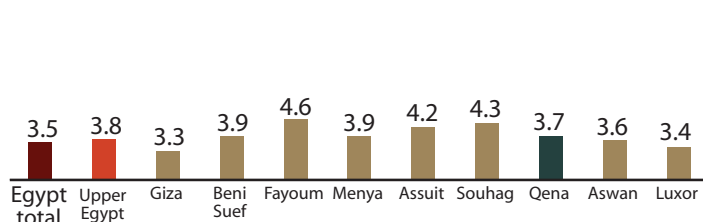
⁴ 3 decisions include women's own health care, making major household purchases, and visits to her family and friends.

⁵ Net attendance ratio is the percentage of the secondary-school age (12-17) population that is attending secondary school.

Upper Egypt: Key Indicators from the 2014 EDHS

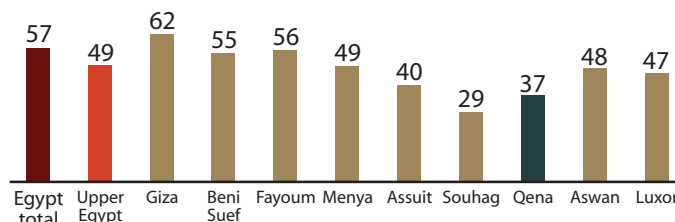
Total Fertility Rate

Average number of live births per woman age 15-49



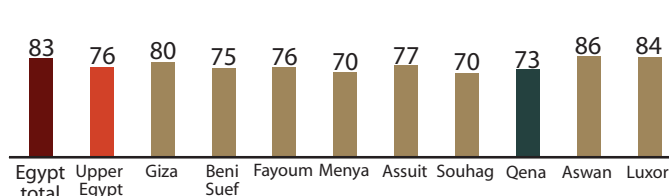
Use of Modern Methods of Family Planning

Percent of currently married women using a modern method of contraception



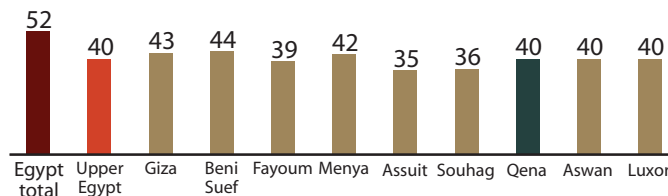
Antenatal Care: 4+ Visits

Among women with a live birth in the 5 years before the survey, percent with 4+ ANC visits for their last live birth



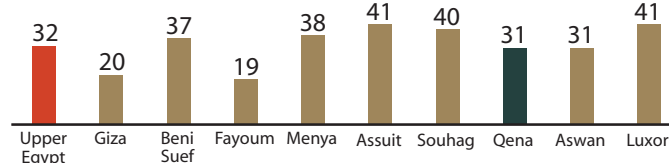
Delivery Care: Caesarean Section

Percentage of births in the 5 years before the survey delivered by Caesarean section



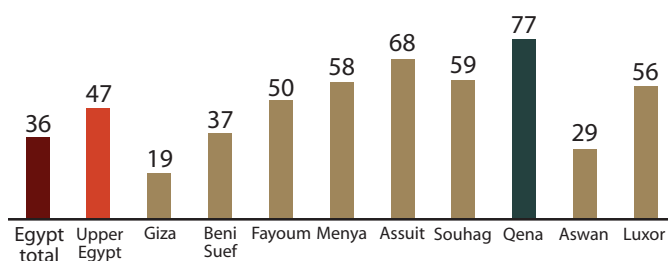
Infant Mortality

Deaths in the first year after birth per 1,000 live births in the 10 years before the survey



Attitudes toward Wife Beating

Percent of ever-married women age 15-49 who agree that a husband is justified in beating his wife for specific reasons



The 2014 Egypt Demographic and Health Survey (EDHS) was conducted on behalf of the Ministry of Health by El-Zanaty and Associates. The 2014 EDHS is part of The DHS Program which is funded by the United States Agency for International Development (USAID). USAID/Egypt was the main contributor of funding for survey. Support for the survey also was provided by UNICEF and UNFPA.

For additional information about the 2014 Egypt Demographic and Health Survey, please contact Ministry of Health, Magles El Shaab Street, Cairo, Egypt; telephone: 20-2-27948555; fax: 20-2-27924156

For information on The DHS Program, please contact ICF International, 530 Gaither Road, Rockville, Maryland, 20850, USA; telephone: 1-301-407-6500; fax: 1-301-407-6501; e-mail: info@DHSprogram.com; website: www.DHSprogram.com



USAID
FROM THE AMERICAN PEOPLE



El-Zanaty and Associates



Ministry of Health and Population

SOUHAG

2014 EGYPT DHS

Demographic and Health Survey

	Souhag	Upper Egypt	Egypt total
Fertility and Family Planning			
Total fertility rate (number of births per woman)	4.3	3.8	3.5
Current use of <i>any</i> method of family planning (% of currently married women age 15-49)	31	50	59
Current use of a modern method of family planning (% of currently married women age 15-49)	29	49	57
Currently married women age 15-49 not exposed to family planning messages on television and radio, or in newspapers/magazines in 6 months before the survey	56	57	53
Maternal Health			
Maternity care			
Pregnant women who had 4+ ANC visits from a skilled provider ¹ (%)	70	76	83
Births assisted by a skilled provider ¹ (%)	87	86	92
Births delivered by Caesarean section (%)	36	40	52
Women giving birth who had a postnatal checkup from a skilled provider ¹ within 2 days of delivery (%)	65	74	82
Child Health			
Children age 18-29 months fully immunized ²	78	88	91
Infant mortality rate ³	40	32	22
Nutrition			
Children under age 5 who are stunted (too short for age) (%)	32	26	21
Children 6-54 months who are overweight or obese (%)	16	13	15
Ever-married women age 15-49 who are overweight or obese (%)	76	81	85
Ever-married women 15-49 months who have any anemia (%)	34	31	25
Gender			
Daughters age 0-19 who are expected to be circumcised (%)	80	69	56
Ever-married women age 15-49 who say female circumcision should continue (%)	67	68	58
Currently married women age 15-49 who usually participate in 3 personal and household decisions ⁴ (%)	26	52	59
Ever-married women age 15-49 who agree husband is justified in beating his wife (%)	59	47	36
Ever-married women age 15-49 who are currently employed (%)	15	13	16
Net attendance ratio ⁵ for secondary school age girls (%)	64	71	77

¹ Skilled provider includes doctor or nurse/midwife.

² A child is considered to be fully immunized if the child has received BCG, a measles vaccination, 3 DPT and 3 polio vaccinations.

³ Deaths per 1,000 live births in 10 years before survey for Souhag and for Upper Egypt and in 5 years before survey for Egypt total.

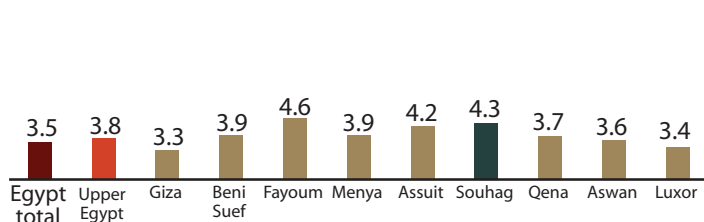
⁴ 3 decisions include women's own health care, making major household purchases, and visits to her family and friends.

⁵ Net attendance ratio is the percentage of the secondary-school age (12-17) population that is attending secondary school.

Upper Egypt: Key Indicators from the 2014 EDHS

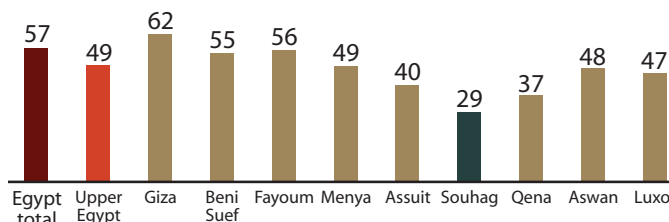
Total Fertility Rate

Average number of live births per woman age 15-49



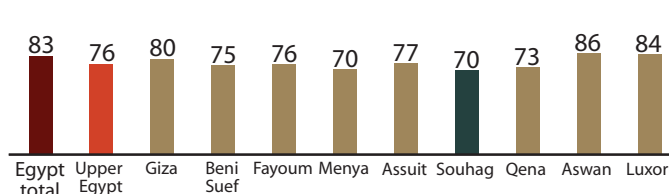
Use of Modern Methods of Family Planning

Percent of currently married women using a modern method of contraception



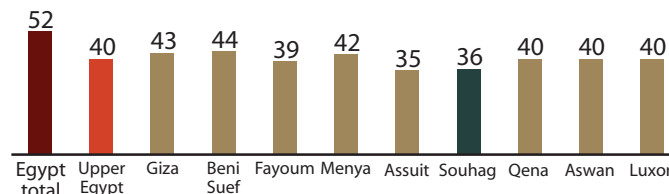
Antenatal Care: 4+ Visits

Among women with a live birth in the 5 years before the survey, percent with 4+ ANC visits for their last live birth



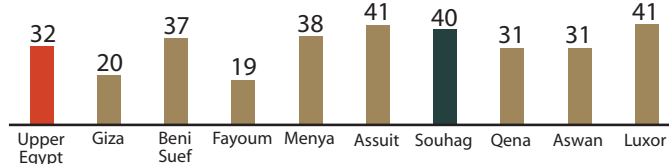
Delivery Care: Caesarean Section

Percentage of births in the 5 years before the survey delivered by Caesarean section



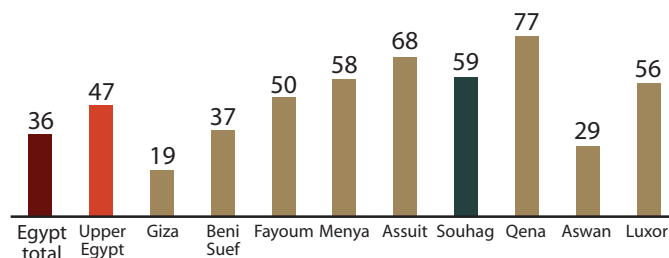
Infant Mortality

Deaths in the first year after birth per 1,000 live births in the 10 years before the survey



Attitudes toward Wife Beating

Percent of ever-married women age 15-49 who agree that a husband is justified in beating his wife for specific reasons



The 2014 Egypt Demographic and Health Survey (EDHS) was conducted on behalf of the Ministry of Health by El-Zanaty and Associates. The 2014 EDHS is part of The DHS Program which is funded by the United States Agency for International Development (USAID). USAID/Egypt was the main contributor of funding for survey. Support for the survey also was provided by UNICEF and UNFPA.

For additional information about the 2014 Egypt Demographic and Health Survey, please contact Ministry of Health, Magles El Shaab Street, Cairo, Egypt; telephone: 20-2-27948555; fax: 20-2-27924156

For information on The DHS Program, please contact ICF International, 530 Gaither Road, Rockville, Maryland, 20850, USA; telephone: 1-301-407-6500; fax: 1-301-407-6501; e-mail: info@DHSprogram.com; website: www.DHSprogram.com



USAID
FROM THE AMERICAN PEOPLE



El-Zanaty and Associates



Ministry of Health and Population