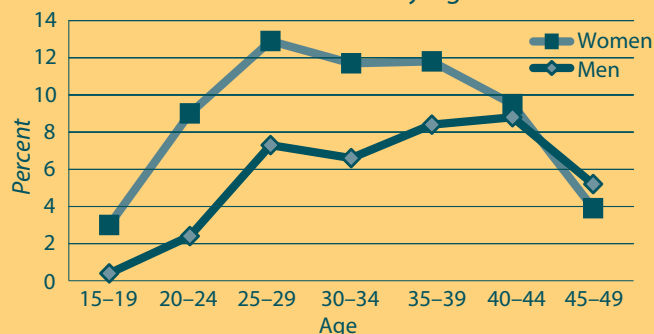


Gender in the 2003 Kenya Demographic and Health Survey

Gender roles and customs in Kenya affect women's health and welfare. Women have less access to education, employment and information than men. Also, women who have little decisionmaking power are less likely to use modern contraception. Almost 50 percent of ever-married women have experienced some form of marital violence. A total of 8 percent of Kenyan women age 15-49 are HIV positive. Women are almost 2 times as likely to have HIV infection as men.

Women and HIV/AIDS

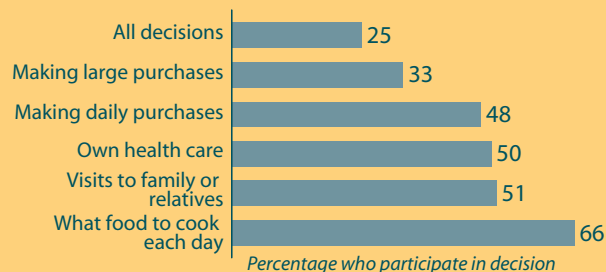
HIV Prevalence by Age



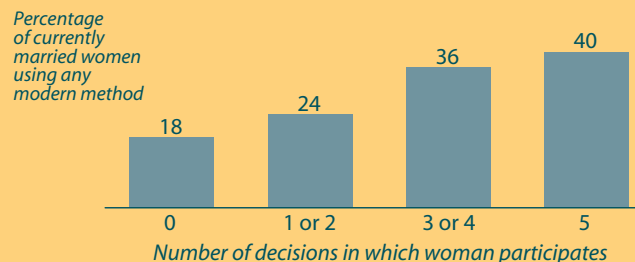
11.4 percent of women who are in a polygynous union are HIV-positive, compared to 7.2 percent who are *not* in a polygynous union.

Empowerment and Women's Health

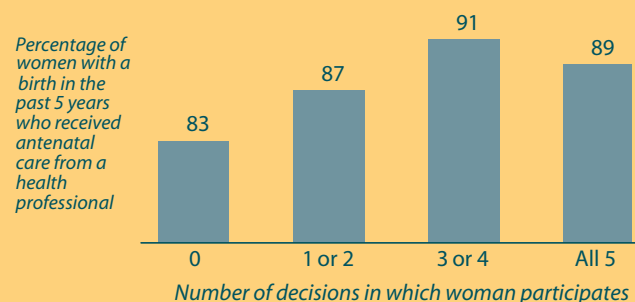
Women's Participation in Decisionmaking



Use of Modern Contraception by Women's Decisionmaking Power

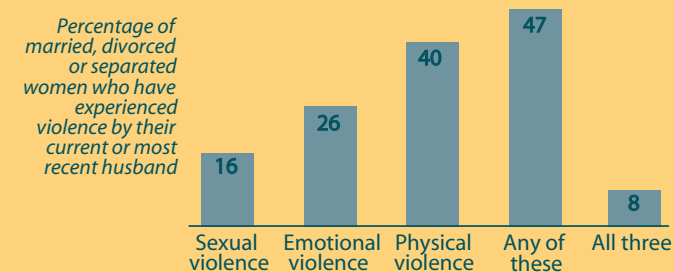


Antenatal Care from a Health Professional by Women's Decisionmaking Power

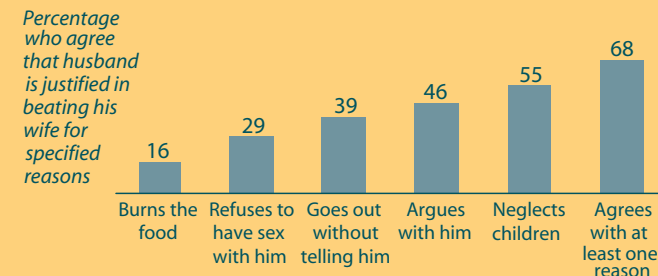


Gender Violence

Experience of Marital Violence



Women's Attitudes Towards Wife-Beating

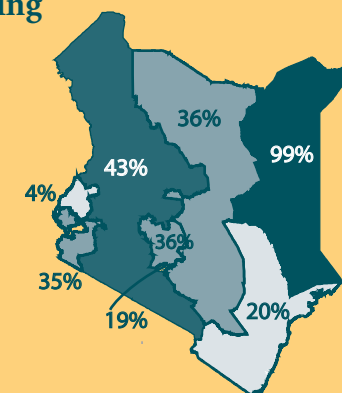


Female Genital Cutting

Kenya 2003: 31%* of women are circumcised

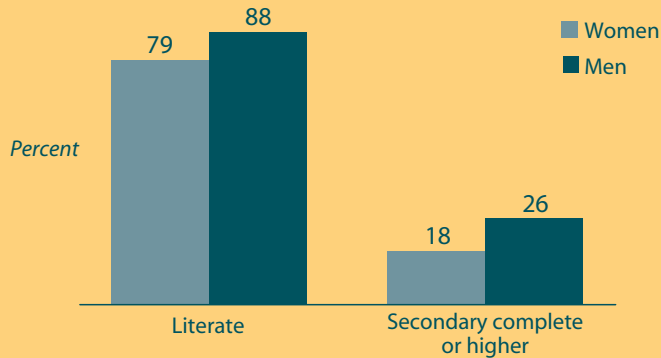
Kenya 1998: 38% of women are circumcised

*excludes northern areas for comparability with 1998 KDHS

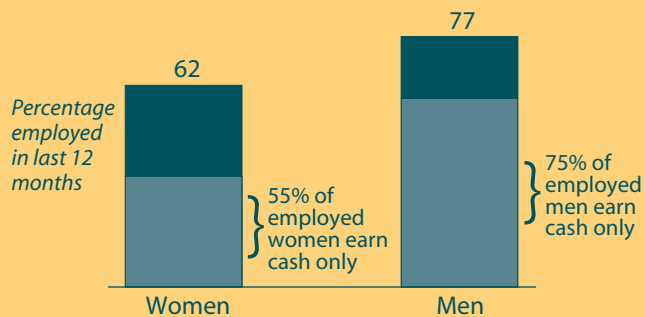


Other Gender Indicators

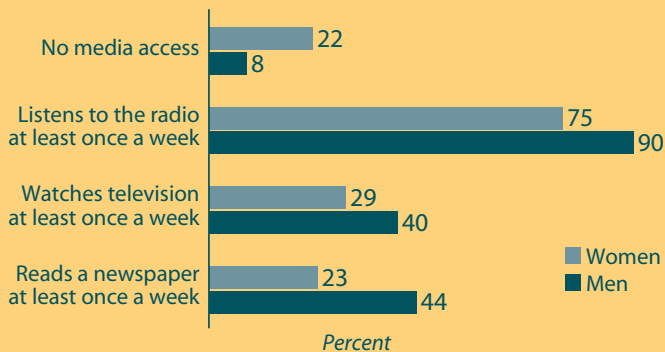
Education and Literacy



Employment and Earnings



Access to Mass Media



For additional information on the results of the 2003 Kenya Demographic and Health Survey, please contact:

In Kenya:
Central Bureau of Statistics (CBS)
P.O. Box 30266
Nairobi
Telephone: 254.20.340.929
Fax: 254.20.333.030
www.cbs.go.ke




In USA:
MEASURE DHS+
ORC Macro
11785 Beltsville Drive
Calverton, MD 20705 USA
Telephone: 301-572-0200
Fax: 301-572-0999
www.measuredhs.com



The 2003 KDHS was conducted by the Kenya Central Bureau of Statistics in partnership with the Ministry of Health and the National Council for Population and Development. ORC Macro provided technical assistance in the design, implementation and analysis of the survey. Funding for the survey was provided by the U.S. Agency for International Development (USAID), as well as UNFPA, DFID/U.K., the government of Japan through UNDP and UNICEF. Additional funding for this publication was provided by the POLICY Project.



2003 Kenya Demographic and Health Survey



Credit/Photographer: RUINET, 2003

Focus on Gender

Kenya