



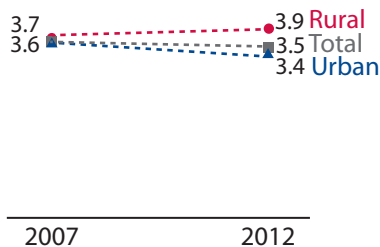
Maternal and Child Health in Jordan

Data from DHS Comparative Report 46* and the 2007 and 2012 JDHS

Fertility and Family Planning

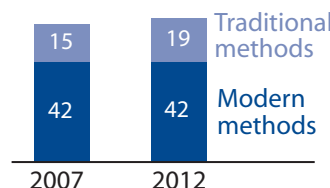
Fertility has Remained Stable

Total Fertility Rate for the 3 years before the survey



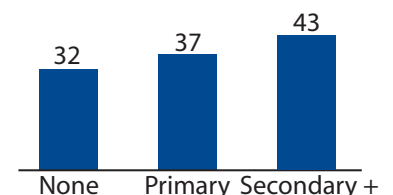
Use of Modern Methods Unchanged

Percentage of married women using a method of contraception



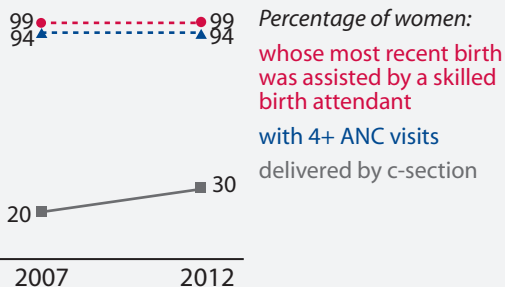
Use of Modern Methods Increases with Education (2012)

Percentage of married women using a modern method of contraception



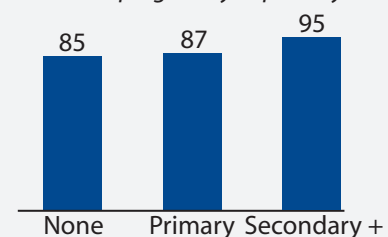
Maternal Health

Maternal Health Indicators Remain Strong; C-section Births Increasing



Educated Women Most Likely to Attend 4+ ANC visits (2012)

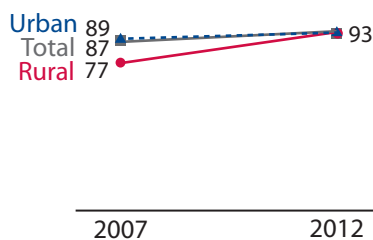
Percentage of women age 15-49 for most recent pregnancy in past 2 years



Child Health

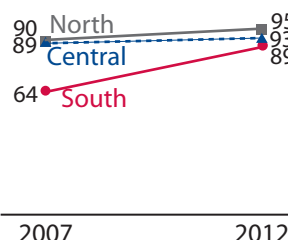
Vaccination Coverage has Increased in Rural Areas

Percentage of children age 12-23 months with all basic vaccinations



Vaccination Coverage has Increased in South and North Regions

Percentage of children age 12-23 months with all basic vaccinations



Under-5 Mortality Remains Low

Nationally, 1 in every 50 children dies before their 5th birthday (under-5 mortality rate of 21 deaths per 1,000 live births, 2012)

..... indicates that results are not statistically significant

*"Levels and Trends of Maternal and Child Health Indicators in 11 Middle East and North African Countries" (DHS Comparative Report 46) explores MCH data from nationally representative household surveys in the region. www.dhsprogram.com

Summary of MCH Indicators in Middle East and North Africa*

	Algeria 2012-13	Egypt 2014	Iraq 2011	Jordan 2012	Lebanon (Palestinian refugees) 2011	Libya 2007	Morocco 2011	Syria 2006	Tunisia 2011-12	West Bank and Gaza Strip 2014	Yemen 2013
Total fertility rate (number of children per woman)	2.7	3.5	4.5	3.5	2.8	NA	NA	NA	2.1	4.1	4.4
Current use of a modern method of family planning among married women 15-49 (%)	49	57	36	42	54	19	54	45	51	44	29
Current use of a traditional method of family planning among married women 15-49 (%)	8	2	17	19	12	20	8	13	12	13	4
4+ antenatal care visits (% of women 15-49 for their most recent pregnancy in the 2 years before the survey)	67	84	50	94	90	NA	42	NA	85	96	25
Skilled birth attendance (% of women 15-49 whose most recent birth was attended by a skilled provider)	97	93	91	99	97	99	78	91	74	100	47
Health facility birth (% of women 15-49 who delivered their most recent birth in a health facility in the 2 years before the survey)	97	89	77	99	99	98	73	70	99	99	32
C-section (% of women 15-49 who delivered their most recent birth by caesarean section in the 2 years before the survey)	16	57	22	30	30	15	NA	NA	27	20	6
Vaccination coverage (% of children 12-23 months who have received all basic vaccinations)	NA	84	NA	93	NA	NA	NA	68	NA	NA	43
ARI treatment (% of children under 5 who had ARI symptoms in the 2 weeks before the survey and for whom advice or treatment was sought)	66	68	74	77	82	66	45	77	60	77	34
Exclusive breastfeeding (% of children under 6 months)	26	40	20	23	17	10	26	29	9	39	10
Stunting among children under 5 (moderate or severe) (%)	12	21	22	8	12	NA	NA	22	NA	7	47
Overweight among children under 5 (%)	12	15	11	4	10	NA	NA	12	NA	8	2
Under-5 mortality rate (deaths per 1,000 live births for 5 years before the survey)	23	27	37	21	17	20	NA	NA	19	21	53

*Egypt, Jordan, and Yemen are standard DHS surveys; Algeria, Iraq, Lebanon, Syria, Tunisia, and West Bank and Gaza Strip are MICS surveys; Libya and Morocco are PAFAM surveys