


# Tanzania

## 2022 Demographic and Health Survey and Malaria Indicator Survey

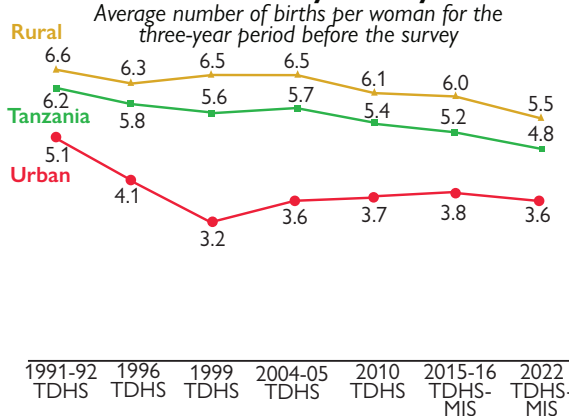
The 2022 Tanzania Demographic and Health Survey and Malaria Indicator Survey (2022 TDHS-MIS), the 7<sup>th</sup> Demographic and Health Survey conducted in Tanzania since 1991-92 and the 5<sup>th</sup> Malaria Indicator Survey since 2007-08. The 2022 TDHS-MIS is designed to provide data for monitoring the population and health situation in Tanzania.

FERTILITY



Women in Tanzania have an average of **4.8** children.

### Trends in Total Fertility Rate by Residence



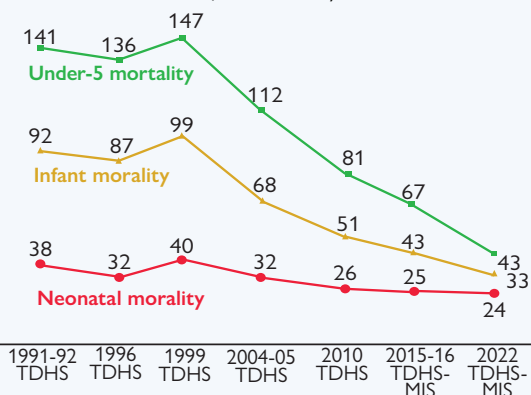
**22%** of women age 15–19 have ever been pregnant.



CHILDHOOD MORTALITY

### Trends in Childhood Mortality

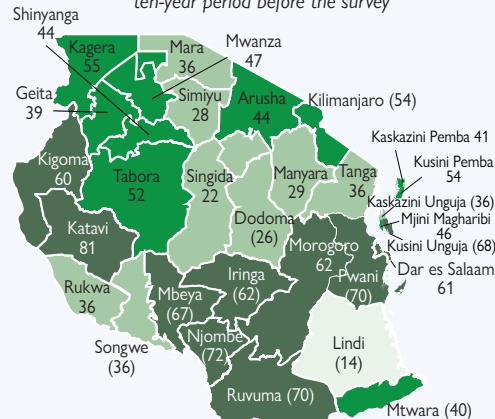
Deaths per 1,000 live births for the five-year period before the survey



**1 in 23** children in Tanzania does not survive until their 5th birthday.

### Under-5 Mortality by Region

Deaths per 1,000 live births for the ten-year period before the survey



Figures in parentheses are based on 250–499 unweighted children.

MALARIA

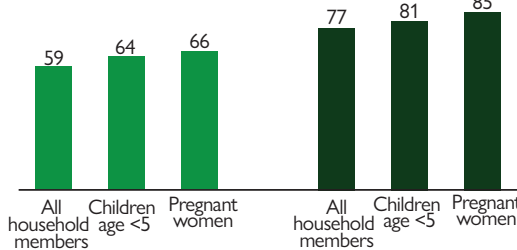
**59%**

of the Tanzanian household population slept under an ITN the night before the survey.

### ITN Use

Percent who slept under an ITN the night before the survey among **all households**

Percent who slept under an ITN the night before the survey among **households with at least one ITN**



### Malaria Prevalence by Region

Percent of children age 6-59 months testing positive for having malaria, according to two mRDTs

