

Information was collected in the 2003 EIDHS on a range of indicators relating to the socio-economic status of the households and individuals interviewed in the survey. The indicators include measures of housing conditions, wealth levels, and education. Together these data contribute to an understanding of the factors that help to shape the demographic and health behaviors in Menya that are described in the subsequent sections of this report.

UNDER WHAT CONDITIONS DO HOUSEHOLDS IN MENYA LIVE?

HOUSING TENURE AND CHARACTERISTICS (Tables 2.1-2.2)

Three-quarters of Menya's households live in free-standing dwellings; this compares to 43 percent of all households in Egypt as a whole. The fact that Menya is more rural than the country as a whole helps to explain this difference.

The majority of households in Menya own the houses or apartments in which they live. Among the minority of households who rent their dwellings, most consider their tenure to be secure; less than 10 percent consider eviction to be a somewhat or very likely possibility.


Looking at key dwelling characteristics, nearly all households (97 percent) have electricity and 75 percent use gas (natural or LPG) for cooking. Kerosene is the predominant cooking fuel among households not using natural gas.

Almost half of the households (49 percent) live in dwellings that have dirt floors; this is more than three times the national figure (15 percent). Within the governorate, dirt floors are much more common in rural dwellings (58 percent) than in urban dwellings (17 percent).

DRINKING WATER AND SANITATION FACILITIES (Tables 2.3-2.5)

Drinking water and sanitation facilities directly influence the health and well-being of household residents. Menya's households are less likely to have access to piped water in their residence than households in Egypt as a whole (68 percent and 86 percent, respectively). Households in Menya that lack access to piped water within the dwelling typically obtain water from a public tap (13 percent) or a covered well (18 percent). Within Menya, urban households are much more likely than rural households to have access to piped water in the dwelling (91 percent and 61 percent, respectively).

Households in Menya are less likely than households in Egypt as a whole to have basic housing amenities.



More than 9 in 10 households in Menya have a flush toilet. This compares favorably with the national figure (97 percent) although Menya's households are more likely to have traditional (bucket) flush toilets than households in Egypt as a whole (76 percent and 55 percent, respectively). Within Menya itself, traditional (bucket or tank) toilets are more common among rural than urban households (85 percent and 59 percent, respectively). Modern flush toilets are available in over one-third of urban households in Menya and 6 percent of rural households. Around 10 percent of rural households use latrines or have no toilet facility compared with 3 percent of urban households.

Menya's households are much less likely than households in Egypt as a whole to report that their dwellings are connected to a public sewer system (6 percent and 54 percent, respectively), and virtually all dwellings that are connected to a sewer system are found in urban areas in the governorate. Among the dwellings in Menya not connected to a public sewer, roughly half are connected to a *bayara* (vault) and half to a septic system.

In Menya, less than half of all households with toilets have a place for hand washing adjacent to the toilet, and only 16 percent have all the items (water/tap, soap/ash, a basin, and towel/cloth) considered necessary for hand washing. These figures are substantially below the national averages for these indicators (75 percent and 40 percent, respectively).

Within the governorate, urban households are much more likely than rural households to have a place for hand washing near the toilet and to have the appropriate other hand washing materials. However, even among urban households around a quarter do not have a facility near the toilet, and two-thirds do not have all of hand-washing materials.

With regard to disposal of kitchen waste and trash, 22 percent of Menya's households have their waste collected from home or from a container in the street compared to 39 percent of households nationwide. Within Menya, waste collection is more common among urban households (60 percent) than rural households (11 percent). Dumping waste in the street, an empty plot, or into a drainage canal or ditch is the most common mode of waste disposal among rural households (55 percent) followed by burning (14 percent).

HOUSEHOLD POSSESSIONS (Table 2.6)

In addition to the information on basic amenities, the EIDHS collected information on household ownership of consumer durables and other property. More than 80 percent of households in Menya own a television, 70 percent a radio, more than 60 percent a washing machine (automatic/nonautomatic), and 59 percent farm animals. Somewhat less than half own a refrigerator and close to 40 percent have a stove. Around a quarter of all households own, respectively, farm or other land, a bicycle or a telephone (fixed/mobile), and 14 percent have a water heater. Less than 10 percent of the households own any of the other household possessions for which information was collected in the EIDHS (video, satellite dish, computer, sewing machine, air conditioner, dishwasher, motorcycle, or a car, van or truck).

The rates of ownership for all items are lower among households in Menya than among households in Egypt as a whole. Within the governorate, urban households are more likely than rural households to own the various items, except for land and farm animals.

One in 6 households in Menya does not own a television, 3 in 10 households do not have a radio, and 3 in 4 households do not have a telephone.

WHERE DO MENYA S HOUSEHOLDS FALL ALONG THE WEALTH INDEX? (Table 2.7)

Information collected in the EIDHS on household assets has been used to create a national-level wealth index. The wealth index ranks households into quintiles based on their possession of the various assets.² An examination of the ranking of Menya s households on the national wealth index highlights the relative poverty of households in the governorate. Close to half of households in Menya fall in the lowest quintile on the index, and 7 percent of the households in the governorate fall in the highest (fifth) quintile of wealth index.

Households in rural Menya are significantly poorer than urban households. For example, nearly 60 percent of rural households in the governorate rank in the bottom wealth index quintile compared to 16 percent of urban households.

WHAT IS THE LEVEL OF SCHOOL ATTENDANCE AMONG YOUNG CHILDREN IN MENYA? (Table 2.8)

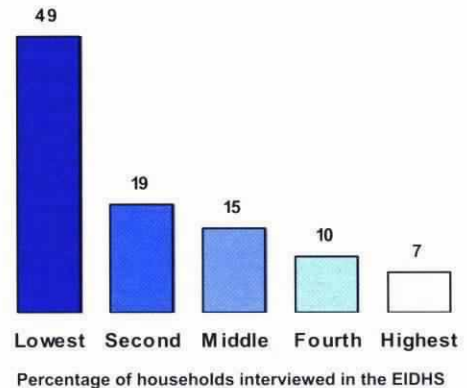
Access to education is an important measure of the social welfare of a population. In Menya, 80 percent of children in the 6-15 age group attended school during the 2002-2003 school year. This compares to a school attendance rate of 86 percent among all children in Egypt in this age group.

Gender differences in school attendance levels favor males both in Menya and in Egypt as a whole. However, the gender gap is much larger in the governorate than in the country as a whole. For example, among children ages 6-15 years, the difference in attendance rates between boys and girls during the 2002-2003 school year was 14 percentage points in Menya, more than twice the difference observed for the country as a whole (5 percentage points).

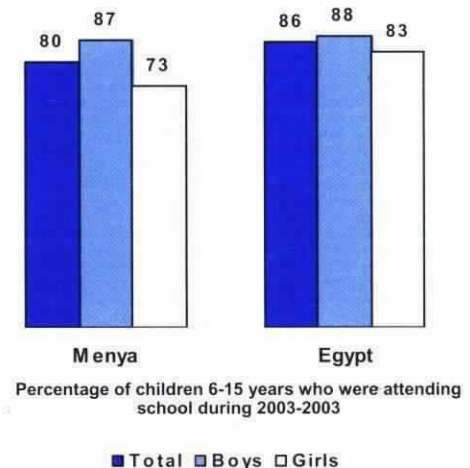
ARE WOMEN EXPOSED TO MASS MEDIA? (Table 2.9)

Mass media can be an effective tool for informing the population about maternal and child health issues. The EIDHS obtained information from ever-married women age 15-49 about their recent exposure to

Almost half of the households in Menya fall into the lowest level on the national wealth index.



Gender differences in school attendance are greater in Menya than in Egypt as a whole.



Nine in 10 women report that they are exposed to some form of mass media (primarily television) weekly.

²The wealth index serves a proxy for long-term economic status of the household. Filmer and Pritchett (1998 and 2001) and Rutstein (1999) show that this assets-based index is highly comparable to conventionally measured consumption expenditures.

various media (television, radio and newspapers/magazines). Media exposure levels are only slightly lower in Menya governorate than in all Egypt: 91 percent of women in Menya report exposure to some media weekly compared to 95 percent of women in the country as a whole.

Television reaches more women than other media: 88 percent of women in Menya report watching television weekly, compared to 56 percent who listen to the radio and 14 percent who are exposed to print media weekly.