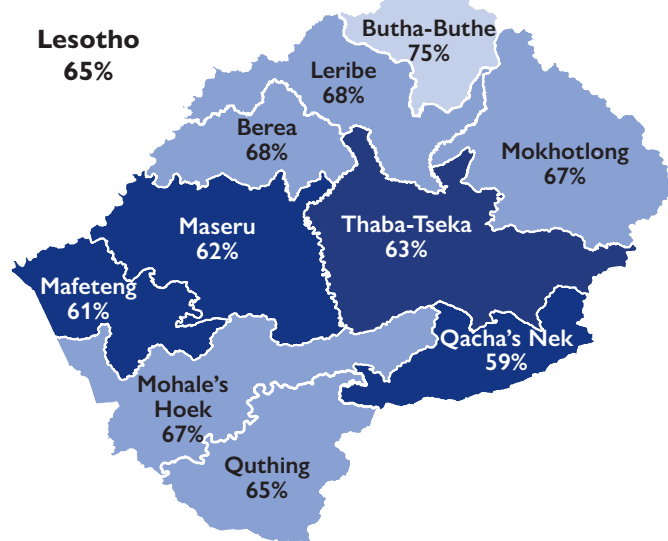


Modern Method Use of Family Planning by District

Percent of married women age 15–49 currently using any modern method of family planning



For additional information on the results of the 2023-24 Lesotho Demographic and Health Survey, please contact:

In Lesotho:

Lesotho Ministry of Health
 Constitution Road
 Maseru, Lesotho
 Telephone: +266 2231 2836
 Email: info.health@gov.ls; internet: www.health.gov.ls.

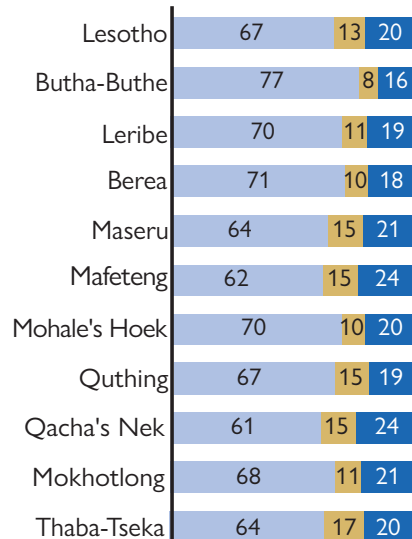
In USA:

The DHS Program
 530 Gaither Road, Suite 500; Rockville, MD 20850 USA
 Telephone: +1-301-407-6500; Fax: +1-301-407-6501
 Email: info@DHSprogram.com; www.DHSprogram.com

Need for Family Planning by District

Percent of married women age 15–49 with unmet need, met need, and no need for family planning

■ Met need ■ Unmet need ■ No need



Figures ≠ 100% due to rounding.

2023-24 Demographic and Health Survey

Fact Sheet

Lesotho

The 2023-24 Lesotho Demographic and Health Survey (2023-24 LDHS) was implemented by the Lesotho Ministry of Health (MoH). Funding for the 2023–24 LDHS was provided by the Government of Lesotho; the United States Agency for International Development (USAID); the Millennium Challenge Corporation (MCC); the World Bank Group; the United Nations Children's Fund (UNICEF); the Joint United Nations Programme on HIV/AIDS (UNAIDS); the United Nations Population Fund (UNFPA); the Global Fund to Fight AIDS, Tuberculosis and Malaria (the Global Fund); and GAVI. ICF provided technical assistance through The DHS Program, a USAID-funded project providing support and technical assistance in the implementation of population and health surveys in countries worldwide.

The contents of this report are the sole responsibility of the MoH and ICF and do not necessarily reflect the views of USAID, the United States Government, or other donor agencies.



2023-24 Lesotho Demographic and Health Survey (LDHS)

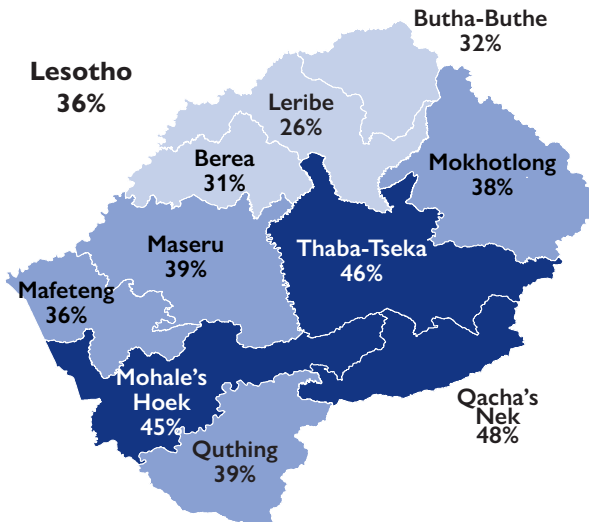
The 2023-24 Lesotho Demographic and Health Survey (LDHS) provides data for monitoring the health situation of the population in Lesotho. The 2023-24 LDHS is the 4th Demographic and Health Survey conducted in the country. The survey is based on a nationally representative sample and provides estimates at the national and regional levels, as well as for urban and rural areas.

	Number interviewed	Response rate
Households	9,810	> 99%
Women 15-49	6,413	98%
Men 15-59	3,215	97%

38% of girls under age 5 are stunted,  **....compared to 31%** of boys. 

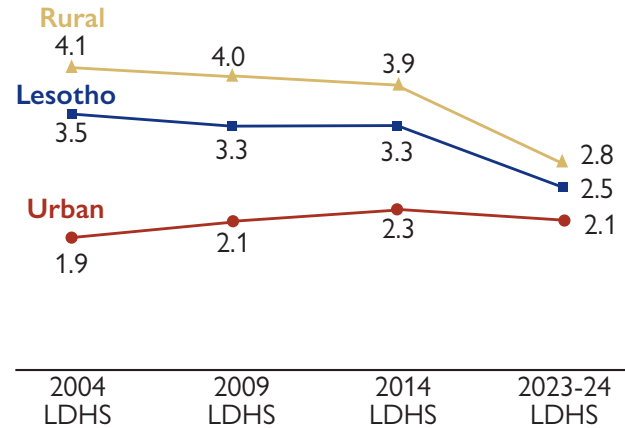
Stunting by District

Percent of children under age 5 who are stunted



Trends in Total Fertility Rate by Residence

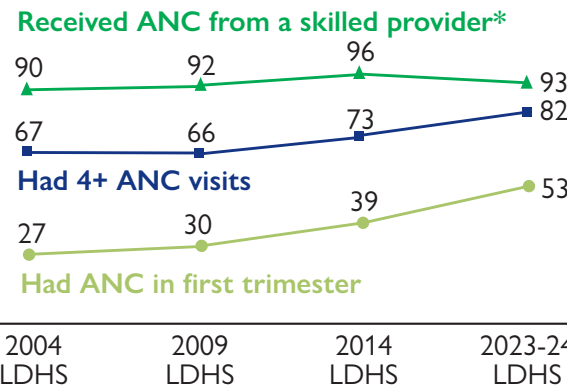
Births per woman for the three-year period before the survey



9 in 10 births were delivered in a health facility.

Trends in Antenatal Care Coverage

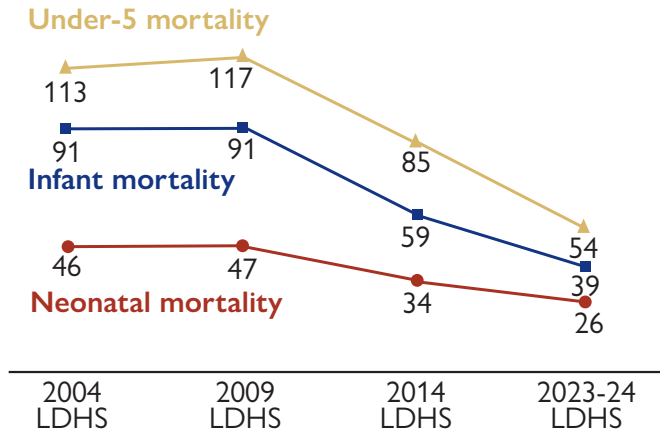
Percent of women age 15-49 who had a live birth in the two years before the survey for the most recent birth



*A skilled provider includes a doctor or nurse/midwife.

Trends in Childhood Mortality

Deaths per 1,000 live births for the five-year period before the survey



The maternal mortality ratio for the seven-year period before the survey is

530 per 100,000 live births.

Trends in Childhood Vaccinations

Percent of children age 12-23 months who received:

