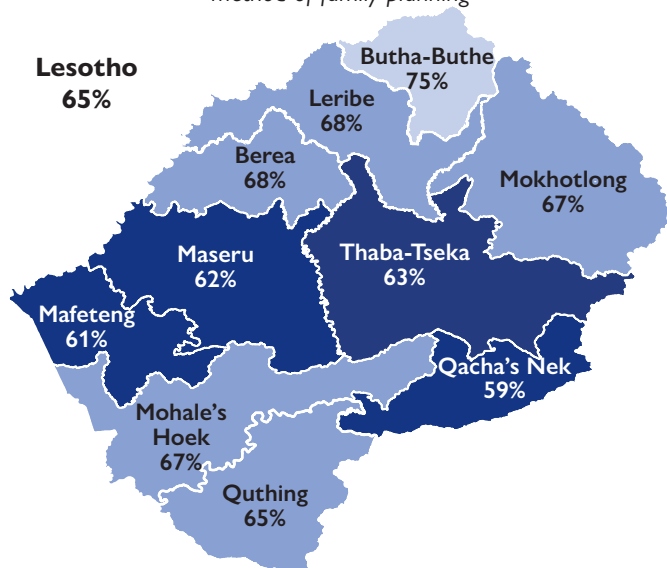


Modern Method Use of Family Planning by District

Percent of married women age 15–49 currently using any modern method of family planning



For additional information on the results of the 2023–24 Lesotho Demographic and Health Survey, please contact:

In Lesotho:

Lesotho Ministry of Health
 Constitution Road
 Maseru, Lesotho
 Telephone: +266 2231 2836
 Email: info.health@gov.ls; internet: www.health.gov.ls.

In USA:

The DHS Program
 530 Gaither Road, Suite 500; Rockville, MD 20850 USA
 Telephone: +1-301-407-6500; Fax: +1-301-407-6501
 Email: info@DHSprogram.com; www.DHSprogram.com

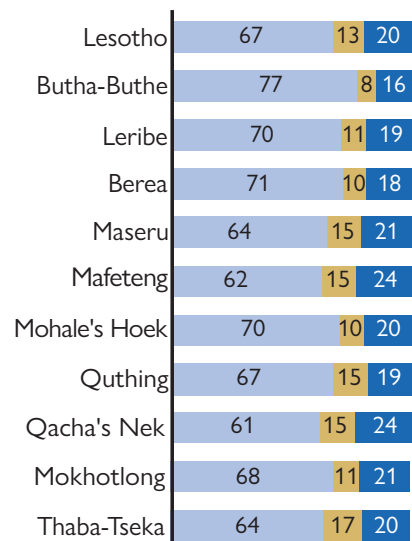
The 2023–24 Lesotho Demographic and Health Survey (2023–24 LDHS) was implemented by the Lesotho Ministry of Health (MoH). Funding for the 2023–24 LDHS was provided by the Government of Lesotho; the United States Agency for International Development (USAID); the Millennium Challenge Corporation (MCC); the World Bank Group; the United Nations Children's Fund (UNICEF); the Joint United Nations Programme on HIV/AIDS (UNAIDS); the United Nations Population Fund (UNFPA); the Global Fund to Fight AIDS, Tuberculosis and Malaria (the Global Fund); and GAVI. ICF provided technical assistance through The DHS Program, a USAID-funded project providing support and technical assistance in the implementation of population and health surveys in countries worldwide.

The contents of this fact sheet are the sole responsibility of the MoH and ICF and do not necessarily reflect the views of USAID, the United States Government, or other donor agencies.

Need for Family Planning by District

Percent of married women age 15–49 with unmet need, met need, and no need for family planning

■ Met need ■ Unmet need ■ No need



Figures ≠ 100% due to rounding.



2023–24 Lesotho Demographic and Health Survey

Fact Sheet

Thaba-Tseka

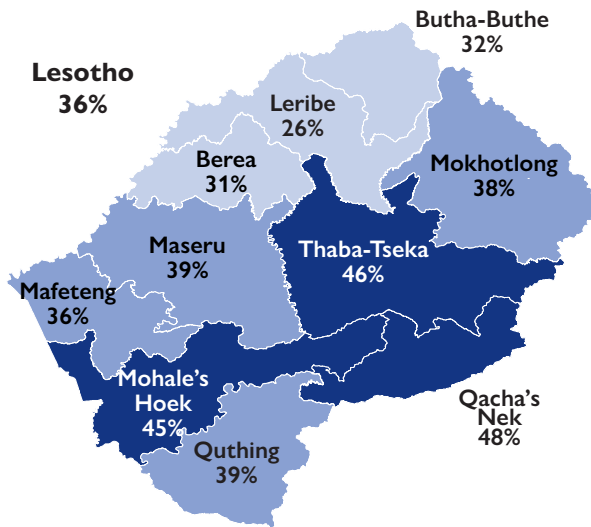
Thaba-Tseka

2023–24 Lesotho Demographic and Health Survey (LDHS)

The 2023–24 Lesotho Demographic and Health Survey (LDHS) provides data for monitoring the health situation of the population in Lesotho. The 2023–24 LDHS is the 4th Demographic and Health Survey conducted in the country. The survey is based on a nationally representative sample and provides estimates at the national and district levels, as well as for urban and rural areas.

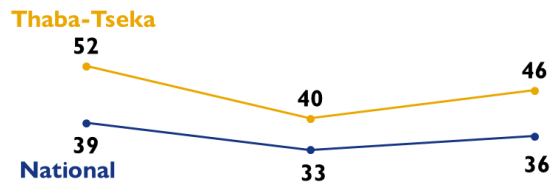
Stunting by District

Percent of children under age 5 who are stunted



Trends in Stunting in Thaba-Tseka

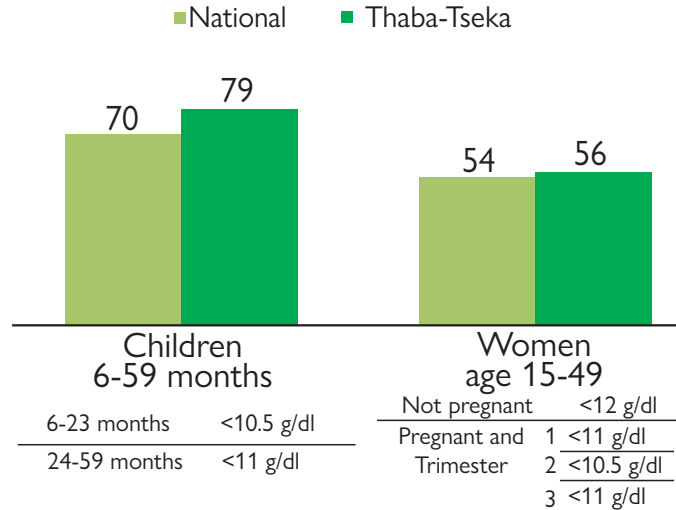
Percent of children under 5 who are stunted



2009 LDHS 2014 LDHS 2023-24 LDHS

Prevalence of Anaemia in Children and Women in Thaba-Tseka


Percent of children 6-59 months and women age 15-49 with any anaemia



Age Group	Haemoglobin Level	Prevalence (%)
Children 6-59 months	6-23 months <10.5 g/dl	70
	24-59 months <11 g/dl	79
Women age 15-49	Not pregnant <12 g/dl	54
	Pregnant and 1 <11 g/dl	56
	Trimester 2 <10.5 g/dl 3 <11 g/dl	56

Minimum Acceptable Diet among Children in Thaba-Tseka

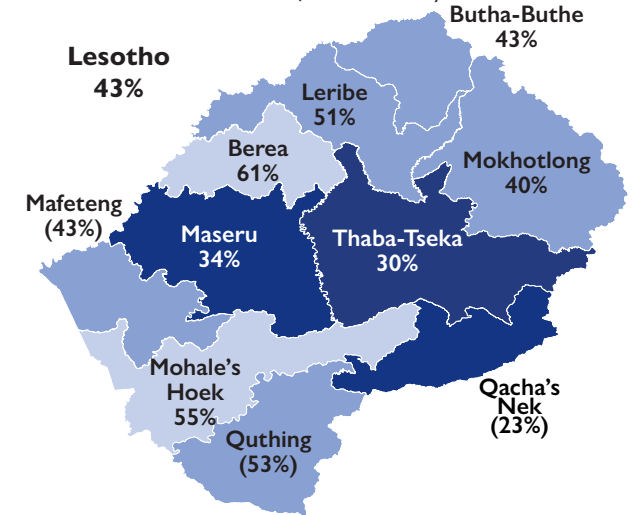
Percent of youngest children age 6-23 months living with their mother who are fed a minimum acceptable diet the day before the survey



Note: A minimum acceptable diet is when children are fed from at least five of eight food groups, at least the minimum number of times the day before the survey. Nonbreastfed children must also receive at least two milk feeds.

National Schedule Vaccination Coverage by District

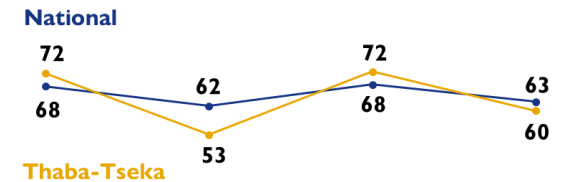
Percent of children age 12-23 months who are fully vaccinated according to the national schedule at any time before the survey



Figures in parentheses are based on 25-49 unweighted cases.

Trends in Childhood Vaccinations in Thaba-Tseka

Percent of children age 12-23 months who received all basic antigens



2004 LDHS 2009 LDHS 2014 LDHS 2023-24 LDHS