

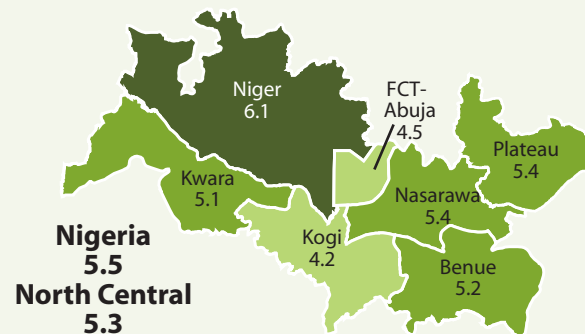
# 2013 Nigeria Demographic and Health Survey (NDHS): North Central

The 2013 Nigeria Demographic and Health Survey (NDHS) provides data for monitoring the population and health situation in Nigeria. The 2013 NDHS is the fifth Demographic and Health Survey conducted in the country.

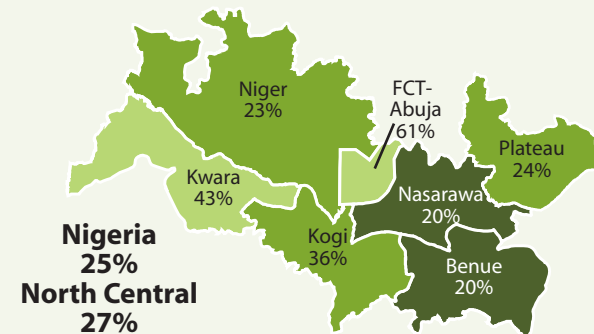
The survey is based on a nationally representative sample. It provides estimates for urban and rural areas of the country, for each of the six zones, and, in most cases, for each of the 36 states, and the Federal Capital Territory (FCT).

	Number interviewed	Response rate
Households	38,522	99%
Women 15-49	38,948	98%
Men 15-49	17,359	95%

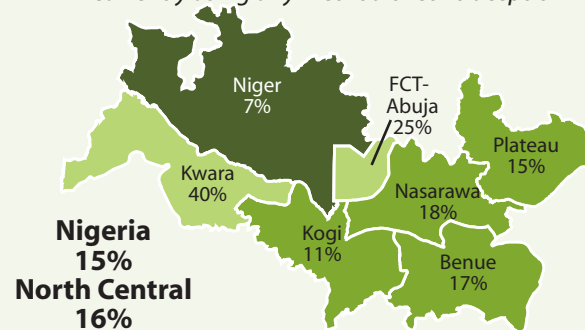
**Total Fertility Rate by State**  
Births per woman for the 3 years prior to the survey



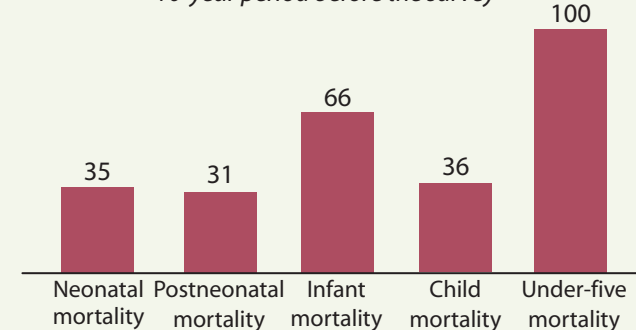
**Vaccination Coverage by State**  
Percent of children age 12-23 months vaccinated



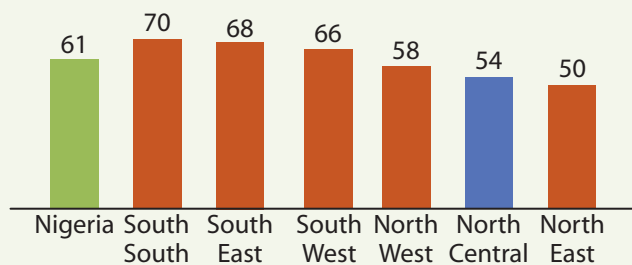
**Contraceptive Use by State**  
Percent of currently married women age 15-49 who are currently using any method of contraception



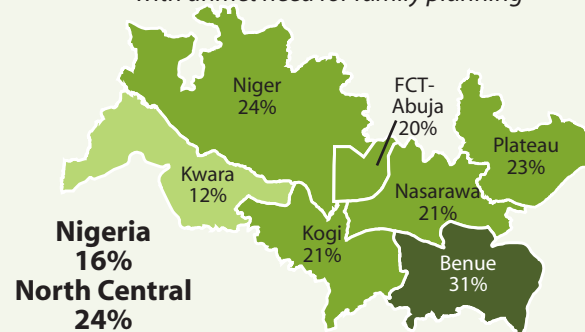
**Childhood Mortality in North Central Zone**  
Deaths per 1,000 live births for the 10-year period before the survey



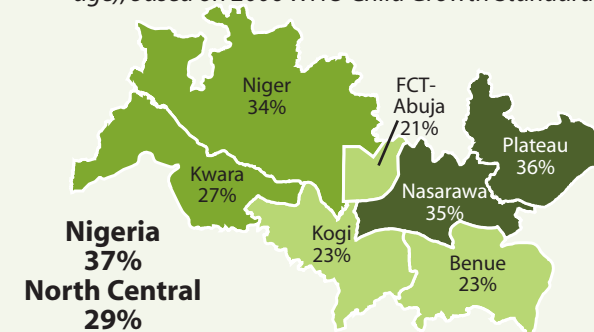
**Improved Source of Drinking Water by Zone**  
Percent of households with an improved source of drinking water



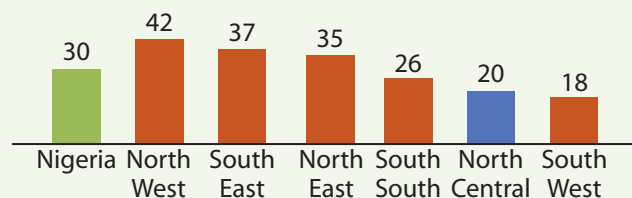
**Unmet Need for Family Planning by State**  
Percent of currently married women age 15-49 with unmet need for family planning

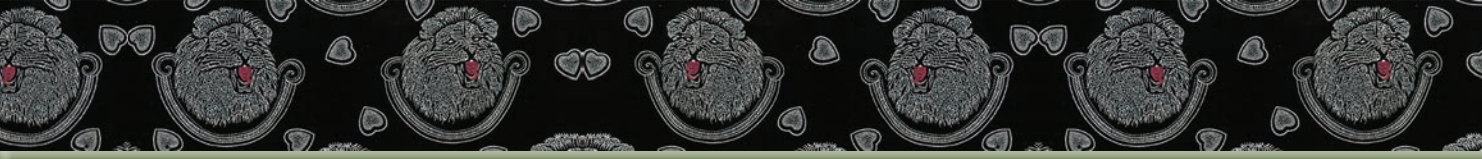


**Stunting by State**  
Percent of children under age 5 who are stunted (too short for age), based on 2006 WHO Child Growth Standards



**Improved Sanitation by Zone**  
Percent of households with an improved, not shared sanitation facility





# 2013 Demographic and Health Survey

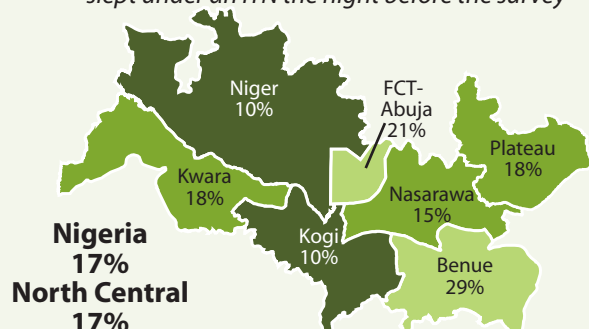
## Fact Sheet



# North Central Zone

### Use of ITNs by Children by State

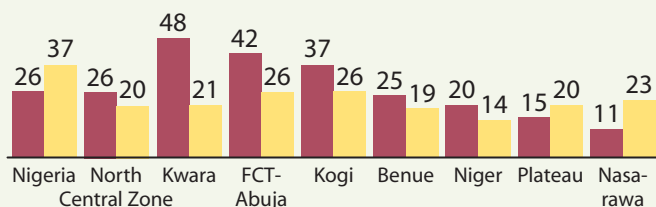
Percent of children under age 5 who slept under an ITN the night before the survey



### Comprehensive Knowledge of HIV by State

Percent of women and men age 15-49 with comprehensive knowledge of HIV

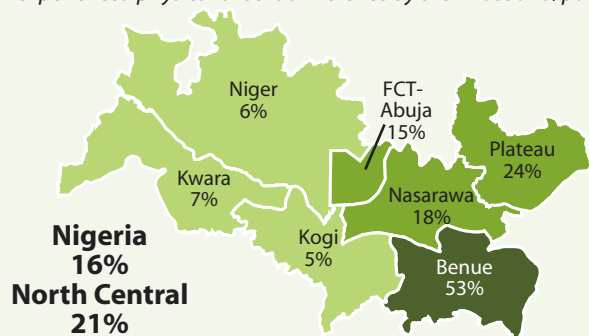
■ Women ■ Men



\* Comprehensive knowledge of HIV means knowing that consistent use of condoms during sexual intercourse and having just one uninfected, faithful partner can reduce the chance of getting HIV, knowing that a healthy-looking person can have HIV, and rejecting the two most common local misconceptions about HIV transmission or prevention.

### Spousal Violence by State

Percent of ever-married women age 15-49 who have ever experienced physical or sexual violence by their husband/partner



For additional information on the results of the 2013 Nigeria Demographic and Health Survey, please contact:

#### In Nigeria:

National Population Commission (NPC)  
Plot 2031, Olusegun Obasanjo Way,  
Zone 7 Wuse, PMB 0281  
Abuja, Nigeria  
Telephone: (234) 09 523-9173; Fax: (234) 09 523-1024  
Email: [info@population.gov.ng](mailto:info@population.gov.ng)  
[www.population.gov.ng](http://www.population.gov.ng)

#### In USA:

The DHS Program  
530 Gaither Road, Suite 500  
Rockville, MD 20850 USA  
Telephone: 301-407-6500; Fax: 301-407-6501  
Email: [info@dhsprogram.com](mailto:info@dhsprogram.com)  
[www.dhsprogram.com](http://www.dhsprogram.com); [statcompiler.com](http://statcompiler.com)

The 2013 Nigeria Demographic and Health Survey (NDHS) was implemented by the National Population Commission (NPC). ICF International provided financial and technical assistance for the survey through USAID-funded MEASURE DHS program, which is designed to assist developing countries to collect data on fertility, family planning, and maternal and child health. Financial support for the survey was provided by USAID, the United Kingdom Department for International Development (DFID) through PATHS2, and the United Nations Population Fund (UNFPA).

