

2013 Nigeria Demographic and Health Survey (NDHS): North East

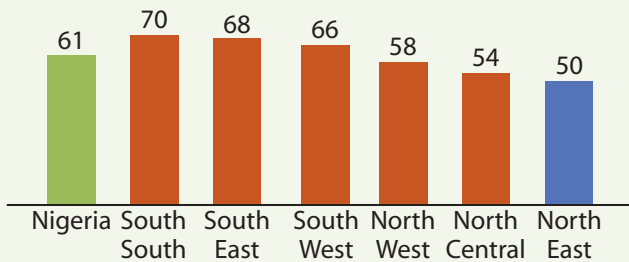
The 2013 Nigeria Demographic and Health Survey (NDHS) provides data for monitoring the population and health situation in Nigeria. The 2013 NDHS is the fifth Demographic and Health Survey conducted in the country.

The survey is based on a nationally representative sample. It provides estimates for urban and rural areas of the country, for each of the six zones, and, in most cases, for each of the 36 states, and the Federal Capital Territory (FCT).

	Number interviewed	Response rate
Households	38,522	99%
Women 15-49	38,948	98%
Men 15-49	17,359	95%

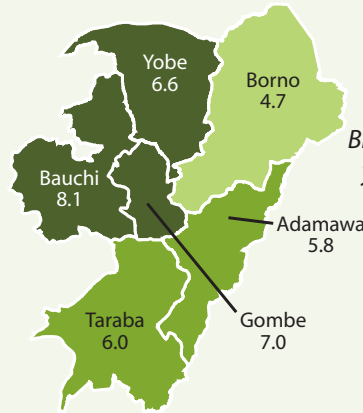
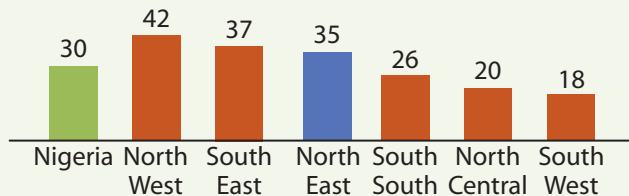
Improved Source of Drinking Water by Zone

Percent of households with an improved source of drinking water



Improved Sanitation by Zone

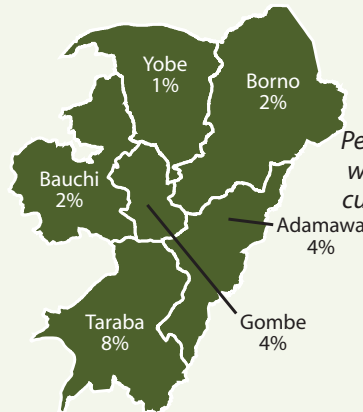
Percent of households with an improved, not shared sanitation facility



Total Fertility Rate by State

Births per woman for the 3 years prior to the survey

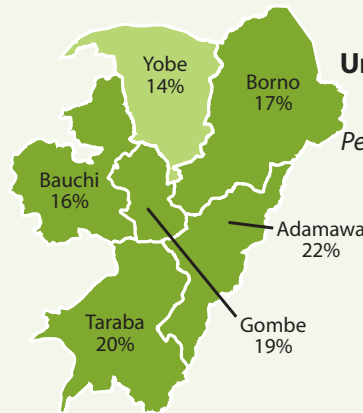
Nigeria
5.5
North East
6.3



Contraceptive Use by State

Percent of currently married women age 15-49 who are currently using any method of contraception

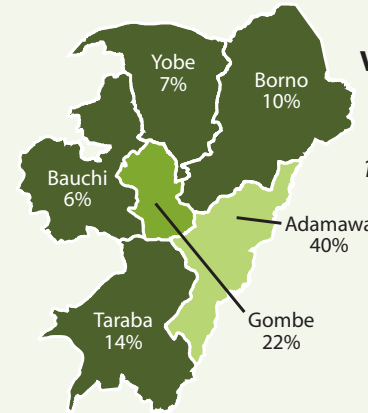
Nigeria
15%
North East
3%



Unmet Need for Family Planning by State

Percent of currently married women age 15-49 with unmet need for family planning

Nigeria
16%
North East
18%



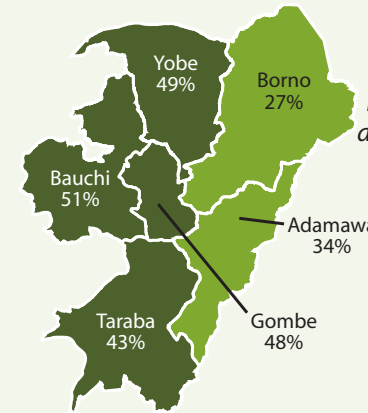
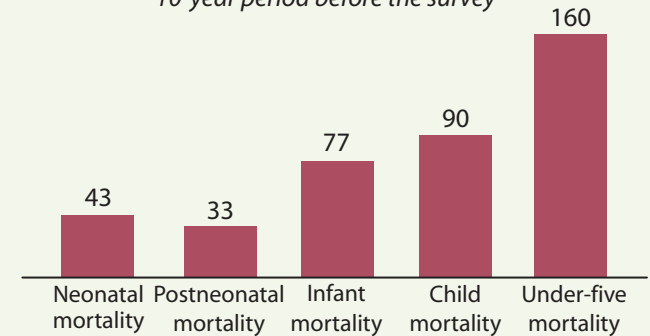
Vaccination Coverage by State

Percent of children age 12-23 months vaccinated

Nigeria
25%
North East
14%

Childhood Mortality in North East Zone

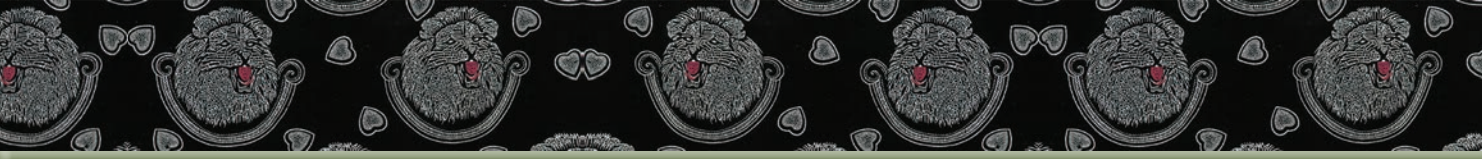
Deaths per 1,000 live births for the 10-year period before the survey



Stunting by State

Percent of children under age 5 who are stunted (too short for age), based on 2006 WHO Child Growth Standards

Nigeria
37%
North East
42%



2013 Demographic and Health Survey

Fact Sheet



North East Zone



For additional information on the results of the 2013 Nigeria Demographic and Health Survey, please contact:

In Nigeria:

National Population Commission (NPC)
Plot 2031, Olusegun Obasanjo Way,
Zone 7 Wuse, PMB 0281
Abuja, Nigeria
Telephone: (234) 09 523-9173; Fax: (234) 09 523-1024
Email: info@population.gov.ng
www.population.gov.ng

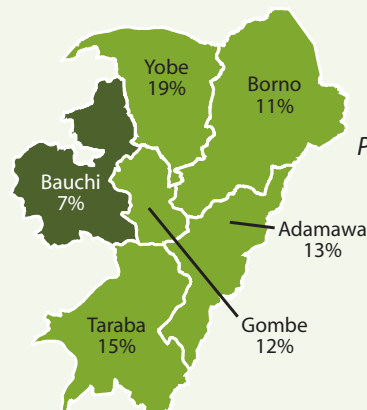
In USA:

The DHS Program
530 Gaither Road, Suite 500
Rockville, MD 20850 USA
Telephone: 301-407-6500; Fax: 301-407-6501
Email: info@dhsprogram.com
www.dhsprogram.com; statcompiler.com

The 2013 Nigeria Demographic and Health Survey (NDHS) was implemented by the National Population Commission (NPC). ICF International provided financial and technical assistance for the survey through USAID-funded MEASURE DHS program, which is designed to assist developing countries to collect data on fertility, family planning, and maternal and child health. Financial support for the survey was provided by USAID, the United Kingdom Department for International Development (DFID) through PATHS2, and the United Nations Population Fund (UNFPA).



USAID
FROM THE AMERICAN PEOPLE



Use of ITNs by Children by State

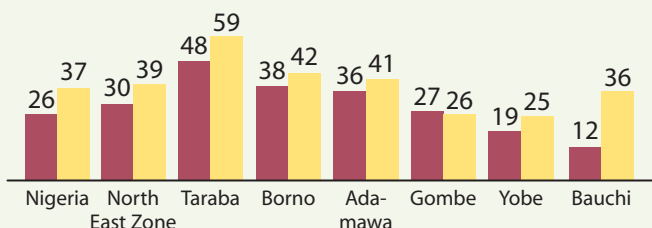
Percent of children under age 5 who slept under an ITN the night before the survey

Nigeria
17%
North East
12%

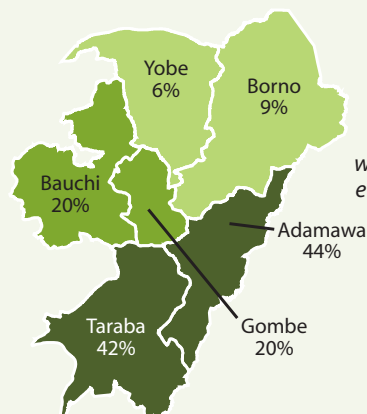
Comprehensive Knowledge of HIV by State

Percent of women and men age 15-49 with comprehensive knowledge of HIV

■ Women ■ Men



* Comprehensive knowledge of HIV means knowing that consistent use of condoms during sexual intercourse and having just one uninfected, faithful partner can reduce the chance of getting HIV, knowing that a healthy-looking person can have HIV, and rejecting the two most common local misconceptions about HIV transmission or prevention.



Spousal Violence by State

Percent of ever-married women age 15-49 who have ever experienced physical or sexual violence by their husband/partner

Nigeria
16%
North East
21%