



2013 Nigeria Demographic and Health Survey (NDHS): South East

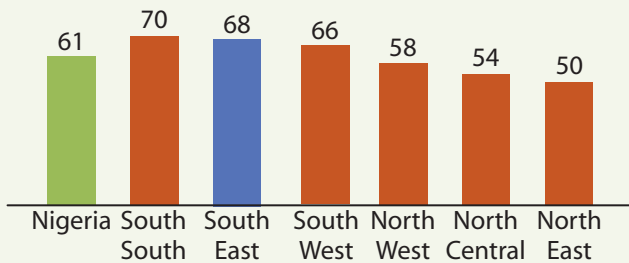
The 2013 Nigeria Demographic and Health Survey (NDHS) provides data for monitoring the population and health situation in Nigeria. The 2013 NDHS is the fifth Demographic and Health Survey conducted in the country.

The survey is based on a nationally representative sample. It provides estimates for urban and rural areas of the country, for each of the six zones, and, in most cases, for each of the 36 states, and the Federal Capital Territory (FCT).

	Number interviewed	Response rate
Households	38,522	99%
Women 15-49	38,948	98%
Men 15-49	17,359	95%

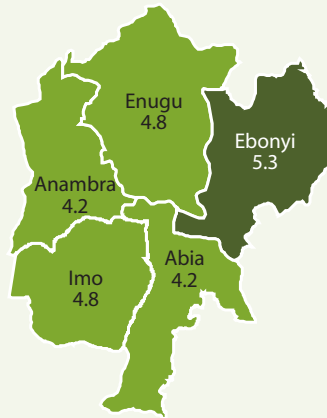
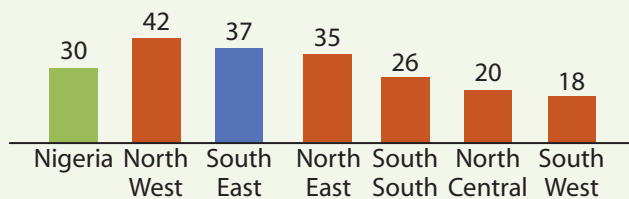
Improved Source of Drinking Water by Zone

Percent of households with an improved source of drinking water



Improved Sanitation by Zone

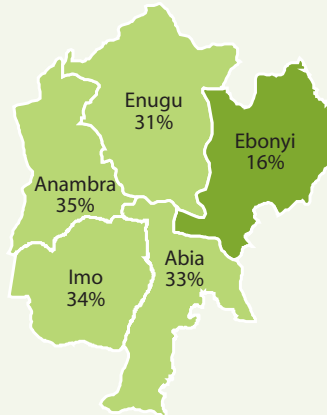
Percent of households with an improved, not shared sanitation facility



Total Fertility Rate by State

Births per woman for the 3 years prior to the survey

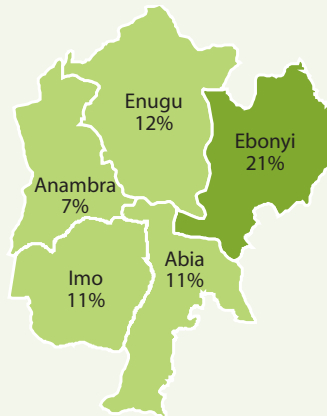
Nigeria
5.5
South East
4.7



Contraceptive Use by State

Percent of currently married women age 15-49 who are currently using any method of contraception

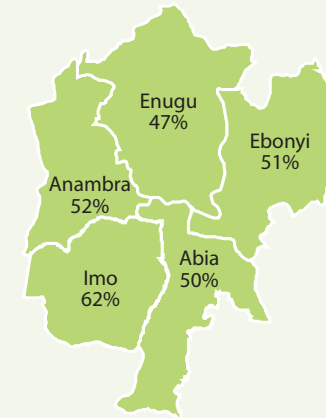
Nigeria
15%
South East
29%



Unmet Need for Family Planning by State

Percent of currently married women age 15-49 with unmet need for family planning

Nigeria
16%
South East
13%



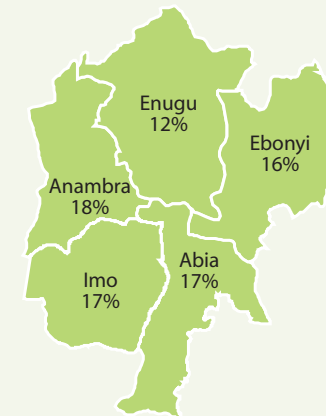
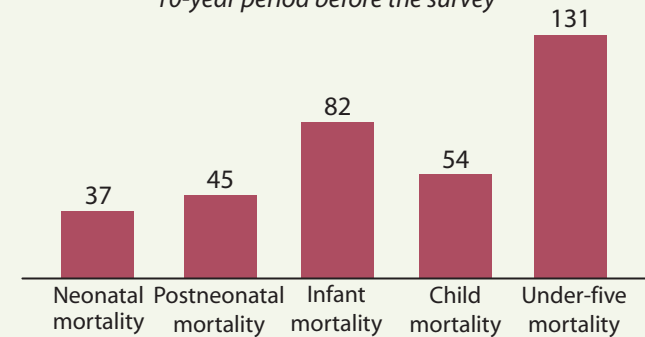
Vaccination Coverage by State

Percent of children age 12-23 months vaccinated

Nigeria
25%
South East
52%

Childhood Mortality in South East Zone

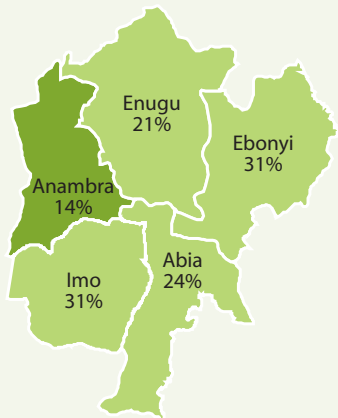
Deaths per 1,000 live births for the 10-year period before the survey



Stunting by State

Percent of children under age 5 who are stunted (too short for age), based on 2006 WHO Child Growth Standards

Nigeria
37%
South East
16%



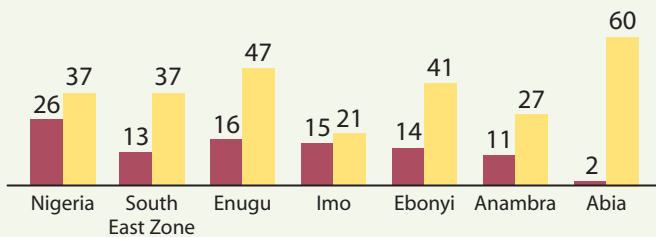
Use of ITNs by Children by State
Percent of children under age 5 who slept under an ITN the night before the survey

Nigeria
17%
South East
24%

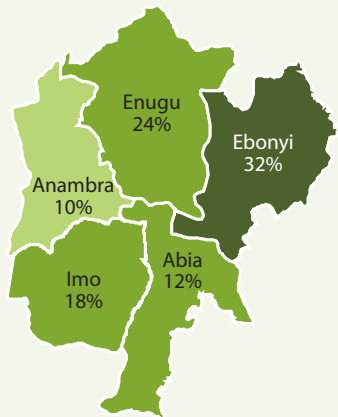
Comprehensive Knowledge of HIV by State

Percent of women and men age 15-49 with comprehensive knowledge of HIV

■ Women ■ Men



* Comprehensive knowledge of HIV means knowing that consistent use of condoms during sexual intercourse and having just one uninfected, faithful partner can reduce the chance of getting HIV, knowing that a healthy-looking person can have HIV, and rejecting the two most common local misconceptions about HIV transmission or prevention.



Spousal Violence by State
Percent of ever-married women age 15-49 who have ever experienced physical or sexual violence by their husband/partner

Nigeria
16%
South East
20%



For additional information on the results of the 2013 Nigeria Demographic and Health Survey, please contact:

In Nigeria:
 National Population Commission (NPC)
 Plot 2031, Olusegun Obasanjo Way,
 Zone 7 Wuse, PMB 0281
 Abuja, Nigeria
 Telephone: (234) 09 523-9173; Fax: (234) 09 523-1024
 Email: info@population.gov.ng
 www.population.gov.ng

In USA:
 The DHS Program
 530 Gaither Road, Suite 500
 Rockville, MD 20850 USA
 Telephone: 301-407-6500; Fax: 301-407-6501
 Email: info@dhsprogram.com
 www.dhsprogram.com; statcompiler.com

The 2013 Nigeria Demographic and Health Survey (NDHS) was implemented by the National Population Commission (NPC). ICF International provided financial and technical assistance for the survey through USAID-funded MEASURE DHS program, which is designed to assist developing countries to collect data on fertility, family planning, and maternal and child health. Financial support for the survey was provided by USAID, the United Kingdom Department for International Development (DFID) through PATHS2, and the United Nations Population Fund (UNFPA).



2013 Demographic and Health Survey

Fact Sheet

South East Zone